

heated countertops • self help service



Image: VOHFCT700



Image: SVOHFCT700



Stock Code	Overall Size mm	Weight kg	Wattage kw
VOHFCT600	600(w) x 666(d) x 909(h)	67	3.0
VOHFCT700	700(w) x 666(d) x 909(h)	75	3.0
VOHFCT600-FB	600(w) x 666(d) x 909(h)	67	3.0
VOHFCT700-FB	700(w) x 666(d) x 909(h)	75	3.0

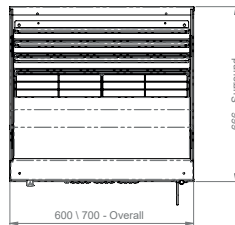
Stock Code	Overall Size mm	Weight kg	Wattage kw
SVOHFCT600	600(w) x 666(d) x 918(h)	67	3.0
SVOHFCT700	700(w) x 666(d) x 918(h)	75	3.0
SVOHFCT600-FB	600(w) x 666(d) x 918(h)	67	3.0
SVOHFCT700-FB	700(w) x 666(d) x 918(h)	75	3.0

- Ideal for Hot Wraps & Rolls, Soups, Porridge, Potted Noodle & Rice Dishes, Pizzas, Chickens and Savouries.
- Fan-assisted technology with separate temperature controls for each level.
- These displays maintain pre-cooked foods at a regulated temperature of 63°C - 72°C degrees.
- Square open front self help service, to three levels of display.
- Curved open front self help service, to three levels of display.
- Illumination and heating to all display levels.
- Internal shelving adjustable in height and angle for improved product visibility.
- Square profile design matches Counterlines Manhattan range of Patisseries, Wells, Multidecks, Bain Maries and Hotplates.
- Curved profile design matches Counterlines Integrale & Da Vinci ranges of Patisseries, Wells, Multidecks, Bain Maries and Hotplates.

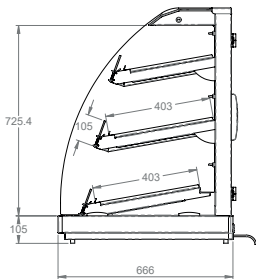
technical specifications



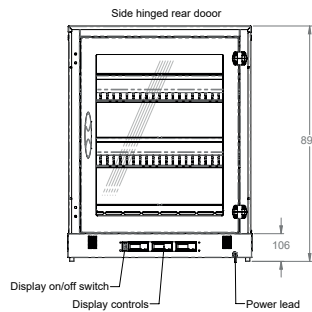
VOHFCT600 \ 700



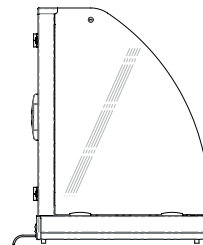
Plan



End Elevation



Rear Elevation

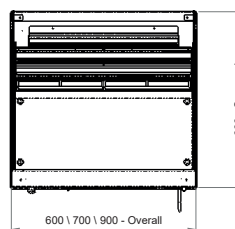


End Elevation

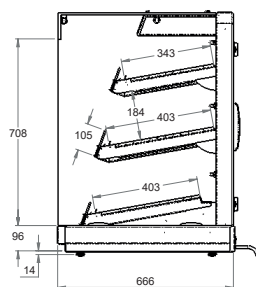


Front Elevation

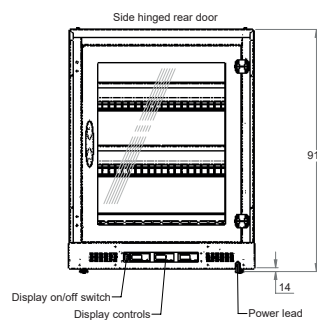
SVOHFCT600 \ 700



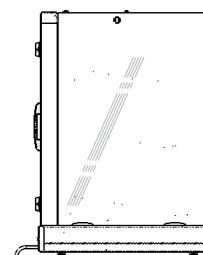
Plan



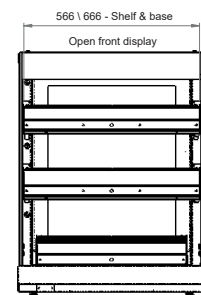
End Elevation



Rear Elevation



End Elevation



Front Elevation