

## integrale • chilled display deck



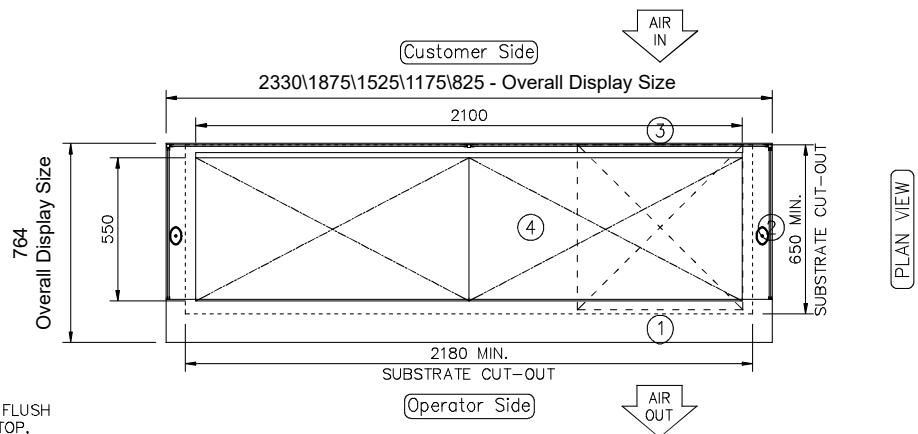
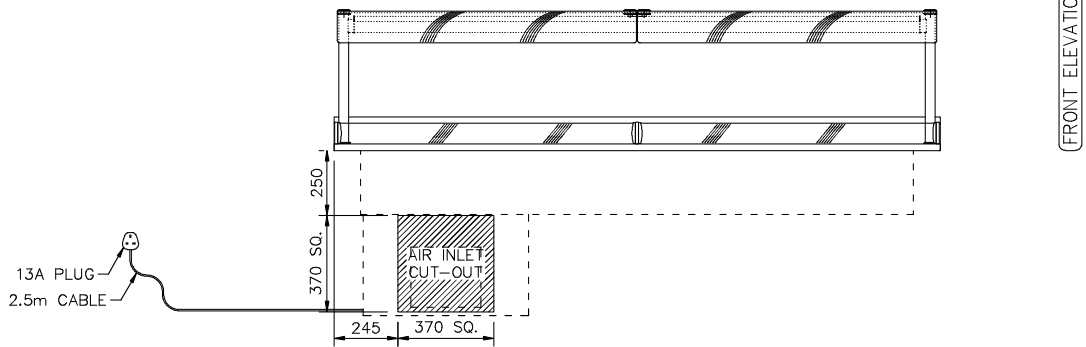
Image: ICDK4-GO




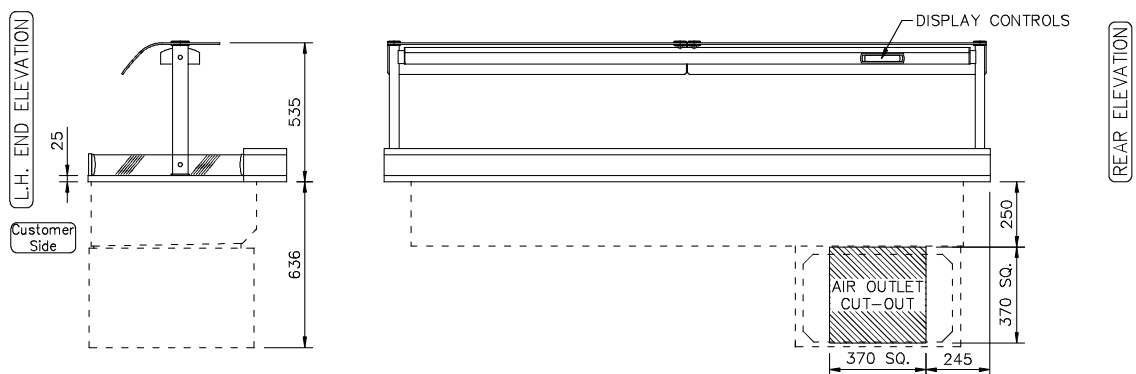
Stock Code	Capacity (gn)	Overall Size (mm)	Weight (kg)	Wattage (kw)
ICDK2-GO	2/1	825 x 764 x 535h	124	1.4
ICDK3-GO	3/1	1175 x 764 x 535h	142	1.7
ICDK4-GO	4/1	1525 x 764 x 535h	168	1.9
ICDK5-GO	5/1	1875 x 764 x 535h	181	1.9
ICDK6-GO	6/1	2330 x 764 x 535h	198	2.2

- Flat bed chilled deck, which is perfect for the display of salads, drinks and fruit.
- Gentle flow of convected air maintains pre-chilled food at a safe regulated temperature.
- The angle of the display deck can be adjusted for enhanced presentation.
- Raised rear preparation shelf and glass riser to retain chilled air.
- Gantry mounted controller installed on operators side (GO) as standard.
- The gantry controller can be installed on customer side (GC) on request.
- A wide range of optional extras are available for this display.

technical specifications



NOTE:  
 IF DISPLAY IS TO BE FLUSH  
 MOUNTED INTO WORKTOP,  
 ADD 4 - 6mm TO DISPLAY  
 SIZES FOR WORKTOP CUT-OUT



CUSTOMER & OPERATOR SIDE FASCIA  
 PANELS MUST BE REMOVABLE FOR  
 MAINTENANCE ACCESS

SUPPLIED WITH 400mm SQ. STAINLESS  
 STEEL AIR INLET/OUTLET GRILLES