



counterline 
setting the standard













THE QUEEN'S AWARDS
FOR ENTERPRISE

vision aire

part of the idesign range

contents

	heated • free standing	04-05
Heated self help and assisted units.		
	heated • free standing	06-07
Heated self help and assisted units with gas assisted hinges.		
	heated • drop-in	08-09
Heated self help and assisted drop-in units.		
	chilled • free standing	10-11
Chilled self help and assisted units.		
	chilled • free standing	12-13
Chilled self help and assisted units with gas assisted hinges.		
	chilled • drop-in	14-15
Chilled self help drop-in presentation.		
	chilled • drop-in	16-17
Chilled self help and assisted drop-in units.		
	ambient • free standing	18-19
Ambient self help and assisted drop-in units.		
	ambient • free standing	20-21
Ambient self help and assisted units with gas assisted hinges.		
	ambient • drop-in	22-23
Ambient self help and assisted drop-in units.		
vision aire • case studies		24-25
Examples of vision aire projects		
vision aire • case study		26
Example of vision aire project		
options • specifications		27
Options & Technical Specifications		

Looking for a range of food display units that is sure to catch the eye? Set your sights on **vision aire**.

vision aire offers a revolutionary range of free-standing, drop-in and countertop food displays.


vision aire units follow the same attractive profile, which means that any mix of heated, chilled and ambient units can be combined together to form a continuous counter run.


vision aire displays are designed to either stand alone with decorative fascia finishes, be dropped into a counter, be placed on a countertop, or be positioned behind a shop-fitted fascia.


vision aire lets you present most food or drink perfectly while maintaining the correct temperature. Combine this with low running costs and **vision aire** displays are ideal for hotels, restaurants, high street cafés, coffee shops and convenience stores.


- Forms a continuous counter run of displays if required.
- LED illumination to all shelf levels.
- Chilled and heated free-standing and drop-in displays operated by new energy saving electronic controllers.
- Choose square or curved glass from all free-standing and drop-in displays.
- Available with open and closed fronts, with either rear doors or solid back option.
- New range of units with front glass panel 'lift up' access fitted with gas assisted hinge mechanisms for easy stocking and cleaning.


icon guide



heated display


chilled display


ambient display


13 amp (plug & play)


eco friendly


fan assisted



Designed to provide exceptional ease of use for stocking and cleaning, our new range of **vision aire** units now provide you with the option of choosing a model equipped with hydraulic gas assisted hinges.

Quality, style and simplicity combined.



Models illustrated:
SVCL600-GO, SVCL900-GO and SVCL1200-GO



open fronted **heated** self help



- Open fronted display maintains pre-heated cooked food at a regulated temperature.
- Ideal for hot rolls, pies, pasties, chicken portions etc.
- Illumination to all shelf levels.
- Castors included as standard which give an overall height of 1465mm.
- Adjustable low level feet reducing overall height to 1400mm available as an optional extra.
- Produce displayed on bright polished stainless steel wire racks.
- Shelf covers are removable for cleaning.
- Digital temperature panel allowing control settings for each individual shelf panel.
- Electronic controller installed on operators side (GO) with rear doors.
- The electric controller can be installed on customer side (GC) with fixed back.



Stock Code	Overall Size mm	Weight kg	Wattage kw	List Price (£)
VOHF600-GO	600(w) x 750(d) x 1465(h)	110	3.0	4241
VOHF900-GO	900(w) x 750(d) x 1465(h)	159	3.0	4521
VOHF1200-GO	1200(w) x 750(d) x 1465(h)	200	3.0	4762
VOHF600-GC	600(w) x 750(d) x 1465(h)	110	3.0	4120
VOHF900-GC	900(w) x 750(d) x 1465(h)	159	3.0	4280
VOHF1200-GC	1200(w) x 750(d) x 1465(h)	200	3.0	4460

Stock Code	Overall Size mm	Weight kg	Wattage kw	List Price (£)
SVOHF600-GO	600(w) x 750(d) x 1470(h)	110	3.0	4441
SVOHF900-GO	900(w) x 750(d) x 1470(h)	159	3.0	4721
SVOHF1200-GO	1200(w) x 750(d) x 1470(h)	200	3.0	4962
SVOHF600-GC	600(w) x 750(d) x 1470(h)	110	3.0	4320
SVOHF900-GC	900(w) x 750(d) x 1470(h)	159	3.0	4480
SVOHF1200-GC	1200(w) x 750(d) x 1470(h)	200	3.0	4660

vision aire • heated • free standing

enclosed **heated** assisted service



- Fully enclosed display maintains pre-heated cooked food at a regulated temperature.
- Ideal for hot rolls, pies, pasties, chicken portions etc.
- Illumination to all shelf levels.
- Castors included as standard which give an overall height of 1465mm.
- Adjustable low level feet reducing overall height to 1400mm available as an optional extra.
- Produce displayed on bright polished stainless steel wire racks.
- Shelf covers are removable for cleaning.
- Digital temperature panel allowing control settings for each individual shelf panel.
- Electronic controller installed on operators side (GO) with rear doors.



Stock Code	Overall Size mm	Weight kg	Wattage kw	List Price (£)
VHF600-GO	600(w) x 750(d) x 1465(h)	116	3.0	4312
VHF900-GO	900(w) x 750(d) x 1465(h)	165	3.0	4432
VHF1200-GO	1200(w) x 750(d) x 1465(h)	206	3.0	4564

Stock Code	Overall Size mm	Weight kg	Wattage kw	List Price (£)
SVHF600-GO	600(w) x 750(d) x 1470(h)	122	3.0	4512
SVHF900-GO	900(w) x 750(d) x 1470(h)	173	3.0	4632
SVHF1200-GO	1200(w) x 750(d) x 1470(h)	216	3.0	4764



enclosed **heated** assisted service



- Fully enclosed display maintains pre-heated cooked food at a regulated temperature.
- Ideal for hot rolls, pies, pasties, chicken portions etc.
- Illumination to all shelf levels.
- Castors included as standard which give an overall height of 1465mm.
- Adjustable low level feet reducing overall height to 1400mm available as an optional extra.
- Produce displayed on bright polished stainless steel wire racks.
- Shelf covers are removable for cleaning.
- Digital temperature panel allowing control settings for each individual shelf panel.
- Electronic controller installed on operators side (GO) with rear doors.

hydraulic gas assisted hinge models



Stock Code	Overall Size mm	Weight kg	Wattage kw	List Price (£)
VHFL600-GO	600(w) x 750(d) x 1465(h)	116	3.0	4914
VHFL900-GO	900(w) x 750(d) x 1465(h)	165	3.0	5236
VHFL1200-GO	1200(w) x 750(d) x 1465(h)	206	3.0	5568

Stock Code	Overall Size mm	Weight kg	Wattage kw	List Price (£)
SVHFL600-GO	600(w) x 750(d) x 1470(h)	122	3.0	5114
SVHFL900-GO	900(w) x 750(d) x 1470(h)	173	3.0	5436
SVHFL1200-GO	1200(w) x 750(d) x 1470(h)	216	3.0	5768

vision aire • heated • free standing



*hydraulic gas
assisted hinges*



Image: SVHFL1200-GO



open fronted **heated** self help



- Open fronted display maintains pre-heated cooked food at a regulated temperature.
- Ideal for hot rolls, pies, pasties, chicken portions etc.
- Two shelves and a base with illumination to all shelf levels.
- Fixed back (GC) as standard, rear doors (GO) optional.
- Produce displayed on bright polished stainless steel shelf covers.
- Shelf covers are removable for cleaning.
- Digital temperature panel allowing control settings for each individual shelf panel.
- Eye level electronic controller installed on operators side (GO) with rear doors.
- The electric controller can be installed on customer side (GC) with fixed back.

Image: VOHFDI900-GO



Image: SVOHFDI900-GO



Stock Code	Overall Size mm	Weight kg	Wattage kw	List Price (£)
VOHFDI600-GO	600(w) x 750(d) x 826(h)	70	3.0	4133
VOHFDI900-GO	900(w) x 750(d) x 826(h)	84	3.0	4413
VOHFDI1200-GO	1200(w) x 750(d) x 826(h)	108	3.0	4654
VOHFDI600-GC	600(w) x 750(d) x 826(h)	70	3.0	4012
VOHFDI900-GC	900(w) x 750(d) x 826(h)	84	3.0	4172
VOHFDI1200-GC	1200(w) x 750(d) x 826(h)	108	3.0	4352

Stock Code	Overall Size mm	Weight kg	Wattage kw	List Price (£)
SVOHFDI600-GO	600(w) x 750(d) x 834(h)	76	3.0	4333
SVOHFDI900-GO	900(w) x 750(d) x 834(h)	92	3.0	4613
SVOHFDI1200-GO	1200(w) x 750(d) x 834(h)	118	3.0	4854
SVOHFDI600-GC	600(w) x 750(d) x 834(h)	76	3.0	4212
SVOHFDI900-GC	900(w) x 750(d) x 834(h)	92	3.0	4372
SVOHFDI1200-GC	1200(w) x 750(d) x 834(h)	118	3.0	4552

vision aire • heated • drop-ins

enclosed **heated** assisted service



- Fully enclosed display maintains pre-heated cooked food at a regulated temperature.
- Ideal for hot rolls, pies, pasties, chicken portions etc.
- Two shelves and a base with illumination to all shelf levels.
- Produce displayed on bright polished stainless steel shelf covers.
- Shelf covers are removable for cleaning.
- Digital temperature panel allowing control settings for each individual shelf panel.
- Electronic controller installed on operators side (GO) as standard.

Image: VHFDI900-GO



Image: SVHFDI900-GO



Stock Code	Overall Size mm	Weight kg	Wattage kw	List Price (£)
VHFDI600-GO	600(w) x 750(d) x 826(h)	73	3.0	4204
VHFDI900-GO	900(w) x 750(d) x 826(h)	87	3.0	4324
VHFDI1200-GO	1200(w) x 750(d) x 826(h)	111	3.0	4456

Stock Code	Overall Size mm	Weight kg	Wattage kw	List Price (£)
SVHFDI600-GO	600(w) x 750(d) x 834(h)	79	3.0	4404
SVHFDI900-GO	900(w) x 750(d) x 834(h)	95	3.0	4524
SVHFDI1200-GO	1200(w) x 750(d) x 834(h)	121	3.0	4656



open fronted chilled self help



- Open fronted display maintains food at a regulated temperature.
- Ideal for sandwiches, filled rolls, dairy products, drinks etc.
- Three glass shelves with LED illumination to all shelf levels.
- Castors included as standard which give an overall height of 1465mm.
- Adjustable low level feet reducing overall height to 1400mm available as an optional extra.
- Integral fan blown refrigeration system.
- Eye level electronic controller installed on operators side (GO) with rear doors.
- The electric controller can be installed on customer side (GC) with fixed back.



Stock Code	Overall Size mm	Weight kg	Wattage kw	List Price (£)
VOC600-GO	600(w) x 750(d) x 1465(h)	135	1.5	4241
VOC900-GO	900(w) x 750(d) x 1465(h)	180	2.3	4521
VOC1200-GO	1200(w) x 750(d) x 1465(h)	230	2.3	4762
VOC1500-GO	1500(w) x 750(d) x 1465(h)	280	2.5	6233
VOC1800-GO	1800(w) x 750(d) x 1465(h)	330	2.8	7858
VOC2100-GO	2100(w) x 750(d) x 1465(h)	380	2.8	8276
VOC600-GC	600(w) x 750(d) x 1465(h)	135	1.5	4120
VOC900-GC	900(w) x 750(d) x 1465(h)	180	2.3	4280
VOC1200-GC	1200(w) x 750(d) x 1465(h)	230	2.3	4460
VOC1500-GC	1500(w) x 770(d) x 1465(h)	280	2.5	5810
VOC1800-GC	1800(w) x 770(d) x 1465(h)	330	2.8	7243
VOC2100-GC	2100(w) x 770(d) x 1465(h)	380	2.8	7595

Stock Code	Overall Size mm	Weight kg	Wattage kw	List Price (£)
SVOC600-GO	600(w) x 750(d) x 1470(h)	141	1.5	4441
SVOC900-GO	900(w) x 750(d) x 1470(h)	188	2.3	4721
SVOC1200-GO	1200(w) x 750(d) x 1470(h)	240	2.3	4926
SVOC1500-GO	1500(w) x 750(d) x 1470(h)	294	2.5	6433
SVOC1800-GO	1800(w) x 750(d) x 1470(h)	346	2.8	8058
SVOC2100-GO	2100(w) x 750(d) x 1470(h)	398	2.8	8476
SVOC600-GC	600(w) x 750(d) x 1470(h)	141	1.5	4320
SVOC900-GC	900(w) x 750(d) x 1470(h)	188	2.3	4480
SVOC1200-GC	1200(w) x 750(d) x 1470(h)	240	2.3	4660
SVOC1500-GC	1500(w) x 770(d) x 1470(h)	294	2.5	6010
SVOC1800-GC	1800(w) x 770(d) x 1470(h)	346	2.8	7443
SVOC2100-GC	2100(w) x 770(d) x 1470(h)	398	2.8	7795

vision aire • chilled • free standing

enclosed **chilled** assisted service



- Fully enclosed display maintains food at a regulated temperature.
- Ideal for sandwiches, filled rolls, dairy products, drinks etc.
- Three glass shelves with LED illumination to all shelf levels.
- Castors included as standard which give an overall height of 1465mm.
- Adjustable low level feet reducing overall height to 1400mm available as an optional extra.
- Integral fan blown refrigeration system.
- Eye level electronic controller installed on operators side (GO) with rear doors.



Stock Code	Overall Size mm	Weight kg	Wattage kw	List Price (£)
VC600-GO	600(w) x 750(d) x 1465(h)	138	1.5	4312
VC900-GO	900(w) x 750(d) x 1465(h)	183	1.7	4432
VC1200-GO	1200(w) x 750(d) x 1465(h)	233	2.0	4564
VC1300-GO	1300(w) x 750(d) x 1465(h)	253	2.0	4792
VC1800-GO	1800(w) x 770(d) x 1465 (h)	333	2.3	7308

Stock Code	Overall Size mm	Weight kg	Wattage kw	List Price (£)
SVC600-GO	600(w) x 750(d) x 1470(h)	144	1.5	4512
SVC900-GO	900(w) x 750(d) x 1470(h)	191	1.7	4632
SVC1200-GO	1200(w) x 750(d) x 1470(h)	243	2.0	4764
SVC1500-GO	1300(w) x 770(d) x 1470(h)	298	2.3	6280
SVC1800-GO	1800(w) x 770(d) x 1470(h)	349	2.3	7508
SVC2100-GO	2100(w) x 770(d) x 1470(h)	402	2.8	8150



enclosed chilled assisted service



- Fully enclosed display maintains food at a regulated temperature.
- Ideal for sandwiches, filled rolls, dairy products, drinks etc.
- Three glass shelves with LED illumination to all shelf levels.
- Castors included as standard which give an overall height of 1465mm.
- Adjustable low level feet reducing overall height to 1400mm available as an optional extra.
- Integral fan blown refrigeration system.
- Front glass lift panel with hydraulic gas assisted hinges.
- Eye level electronic controller installed on operators side (GO) with rear doors.

hydraulic gas assisted hinge models



Stock Code	Overall Size mm	Weight kg	Wattage kw	List Price (£)
VCL600-GO	600(w) x 750(d) x 1465(h)	141	1.5	4914
VCL900-GO	900(w) x 750(d) x 1465(h)	186	1.7	5236
VCL1200-GO	1200(w) x 750(d) x 1465(h)	236	2.0	5568
VCL1300-GO	1300(w) x 750(d) x 1465(h)	262	2.0	5885

Stock Code	Overall Size mm	Weight kg	Wattage kw	List Price (£)
SVCL600-GO	600(w) x 750(d) x 1470(h)	147	1.5	5114
SVCL900-GO	900(w) x 750(d) x 1470(h)	194	1.7	5436
SVCL1200-GO	1200(w) x 750(d) x 1470(h)	246	2.0	5768

vision aire • chilled • free standing

hydraulic gas assisted hinges



Image: VCL1200-GO



vision aire



open fronted **chilled** self help drop-in



Ambient, **Heated** and **Chilled** options available for all displays.

vision aire • chilled • drop-in

*“Quite simply the best
food and drink displays
on the market.”*



Model illustrated: SVOCDI2100



open fronted chilled self help



- Ideal for sandwiches, filled rolls, dairy products, drinks etc.
- Three glass shelves with LED illumination to all shelf levels.
- Integral fan blown refrigeration system.
- Eye level electronic controller installed on operators side (GO) with rear doors.
- The electric controller can be installed on customer side (GC) with fixed back.



Stock Code	Overall Size mm	Weight kg	Wattage kw	List Price (£)
VOCDI600-GO	600(w) x 750(d) x 826(h)	135	1.5	4133
VOCDI900-GO	900(w) x 750(d) x 826(h)	180	2.3	4413
VOCDI1200-GO	1200(w) x 750(d) x 826(h)	230	2.3	4654
VOCDI1500-GO	1500(w) x 750(d) x 826(h)	280	2.5	6125
VOCDI1800-GO	1800(w) x 750(d) x 826(h)	330	2.8	7750
VOCDI2100-GO	2100(w) x 750(d) x 826(h)	380	2.8	8168
VOCDI600-GC	600(w) x 750(d) x 826(h)	135	1.5	4012
VOCDI900-GC	900(w) x 750(d) x 826(h)	180	2.3	4172
VOCDI1200-GC	1200(w) x 750(d) x 826(h)	230	2.3	4352
VOCDI1500-GC	1500(w) x 750(d) x 826(h)	280	2.5	5702
VOCDI1800-GC	1800(w) x 750(d) x 826(h)	330	2.8	7135
VOCDI2100-GC	2100(w) x 750(d) x 826(h)	380	2.8	7487

Stock Code	Overall Size mm	Weight kg	Wattage kw	List Price (£)
SVOCDI600-GO	600(w) x 750(d) x 834(h)	141	1.5	4333
SVOCDI900-GO	900(w) x 750(d) x 834(h)	188	2.3	4613
SVOCDI1200-GO	1200(w) x 750(d) x 834(h)	240	2.3	4854
SVOCDI1500-GO	1500(w) x 750(d) x 834(h)	292	2.5	6325
SVOCDI1800-GO	1800(w) x 750(d) x 834(h)	346	2.8	7950
SVOCDI2100-GO	2100(w) x 750(d) x 834(h)	398	2.8	8368
SVOCDI600-GC	600(w) x 750(d) x 834(h)	141	1.5	4212
SVOCDI900-GC	900(w) x 750(d) x 834(h)	188	2.3	4372
SVOCDI1200-GC	1200(w) x 750(d) x 834(h)	240	2.3	4552
SVOCDI1500-GC	1500(w) x 750(d) x 834(h)	292	2.5	5902
SVOCDI1800-GC	1800(w) x 750(d) x 834(h)	346	2.8	7335
SVOCDI2100-GC	2100(w) x 750(d) x 834(h)	398	2.8	7687

enclosed **chilled** assisted service



- Ideal for sandwiches, filled rolls, dairy products, drinks etc.
- Three glass shelves with LED illumination to all shelf levels.
- Integral fan blown refrigeration system.
- Eye level electronic controller installed on operators side (GO) with rear doors.



Stock Code	Overall Size mm	Weight kg	Wattage kw	List Price (£)
VCDI600-GO	600(w) x 750(d) x 826(h)	138	1.5	4204
VCDI900-GO	900(w) x 750(d) x 826(h)	183	1.7	4324
VCDH1200-GO	1200(w) x 750(d) x 826(h)	233	2.0	4456
VCDH1300-GO	1300(w) x 750(d) x 826(h)	252	2.0	4684
VCDH1800-GO	1800(w) x 750(d) x 826(h)	302	2.3	7200

Stock Code	Overall Size mm	Weight kg	Wattage kw	List Price (£)
SVCDI600-GO	600(w) x 750(d) x 834(h)	144	1.5	4404
SVCDI900-GO	900(w) x 750(d) x 834(h)	191	1.7	4524
SVCDI1200-GO	1200(w) x 750(d) x 834(h)	243	2.0	4656
SVCDI1500-GO	1300(w) x 750(d) x 834(h)	264	2.3	6172
SVCDI1800-GO	1800(w) x 750(d) x 834(h)	318	2.3	7400
SVCDI2100-GO	2100(w) x 750(d) x 834(h)	370	2.8	8042



open fronted ambient self help



- Open fronted ambient free-standing display for self help service.
- Ideal for confectionery, crisps, fruit etc.
- Three glass shelves with LED illumination to all shelf levels.
- Castors included as standard which give an overall height of 1465mm.
- Adjustable low level feet reducing overall height to 1400mm available as an optional extra.
- Open back as standard. Rear doors available for this display.
- A wide range of optional extras are available. Call for further details.



Stock Code	Overall Size mm	Weight kg	Wattage kw	List Price (£)
VOA600	600(w) x 750(d) x 1465(h)	100	0.3	2120
VOA900	900(w) x 750(d) x 1465(h)	140	0.4	2280
VOA1200	1200(w) x 750(d) x 1465(h)	180	0.5	2460

Stock Code	Overall Size mm	Weight kg	Wattage kw	List Price (£)
SVOA600	600(w) x 750(d) x 1470(h)	106	0.3	2320
SVOA900	900(w) x 750(d) x 1470(h)	148	0.4	2480
SVOA1200	1200(w) x 750(d) x 1470(h)	190	0.5	2660

vision aire • ambient • free standing

enclosed ambient assisted service



- Fully enclosed ambient free-standing display for assisted service.
- Ideal for confectionery, crisps, fruit etc.
- Three glass shelves with LED illumination to all shelf levels.
- Castors included as standard which give an overall height of 1465mm.
- Adjustable low level feet reducing overall height to 1400mm available as an optional extra.
- Open back as standard. Rear doors available for this display.
- A wide range of optional extras are available. Call for further details.

Image: VA900



Image: SVA900



Stock Code	Overall Size mm	Weight kg	Wattage kw	List Price (£)
VA600	600(w) x 750(d) x 1465(h)	103	0.3	2312
VA900	900(w) x 750(d) x 1465(h)	143	0.4	2432
VA1200	1200(w) x 750(d) x 1465(h)	183	0.5	2564
VA1300	1300(w) x 750(d) x 1465(h)	203	0.5	2755

Stock Code	Overall Size mm	Weight kg	Wattage kw	List Price (£)
SVA600	600(w) x 750(d) x 1470(h)	109	0.3	2512
SVA900	900(w) x 750(d) x 1470(h)	151	0.4	2632
SVA1200	1200(w) x 750(d) x 1470(h)	193	0.5	2764



enclosed ambient assisted service



- Fully enclosed ambient free-standing food display for assisted service.
- Ideal for confectionery, crisps, fruit etc.
- Three glass shelves with LED illumination to all shelf levels.
- Castors included as standard which give an overall height of 1465 mm.
- Adjustable low level feet reducing overall height to 1400mm available as an optional extra.
- Open back as standard. Rear doors available for this display.
- Front glass lift panel with hydraulic gas assisted hinges.

hydraulic gas assisted hinge models



Stock Code	Overall Size mm	Weight kg	Wattage kw	List Price (£)
VAL600	600(w) x 750(d) x 1465(h)	106	0.3	2914
VAL900	900(w) x 750(d) x 1465(h)	146	0.4	3236
VAL1200	1200(w) x 750(d) x 1465(h)	186	0.5	3568
VAL1300	1300(w) x 750(d) x 1465(h)	206	0.5	3848

Stock Code	Overall Size mm	Weight kg	Wattage kw	List Price (£)
SVAL600	600(w) x 750(d) x 1470(h)	112	0.3	3114
SVAL900	900(w) x 750(d) x 1470(h)	154	0.4	3436
SVAL1200	1200(w) x 750(d) x 1470(h)	196	0.5	3768

vision aire • ambient • free-standing



*hydraulic gas
assisted hinges*



Image: SVAL1200



open fronted ambient self help



- Open fronted ambient drop-in display for self help service.
- Ideal for confectionery, crisps, fruit etc.
- Three glass shelves with LED illumination to all shelf levels.
- Open back as standard. Rear doors available for this display.
- A wide range of optional extras are available. Call for further details.

Image: VOADI900



Image: SVOADI900



Stock Code	Overall Size mm	Weight kg	Wattage kw	List Price (£)
VOADI600	600(w) x 750(d) x 826(h)	70	0.3	2012
VOADI900	900(w) x 750(d) x 826(h)	84	0.4	2172
VOADI1200	1200(w) x 750(d) x 826(h)	108	0.5	2352

Stock Code	Overall Size mm	Weight kg	Wattage kw	List Price (£)
SVOADI600	600(w) x 750(d) x 834(h)	76	0.3	2212
SVOADI900	900(w) x 750(d) x 834(h)	92	0.4	2372
SVOADI1200	1200(w) x 750(d) x 834(h)	118	0.5	2552

enclosed **ambient** assisted service



- Fully enclosed ambient drop-in display for assisted service.
- Ideal for confectionery, crisps, fruit etc.
- Three glass shelves with LED illumination to all shelf levels.
- Open back as standard. Rear doors available for this display.
- A wide range of optional extras are available. Call for further details.

Image: VADI900



Image: SVADI900



Stock Code	Overall Size mm	Weight kg	Wattage kw	List Price (£)
VADI600	600(w) x 750(d) x 826(h)	73	0.3	2204
VADI900	900(w) x 750(d) x 826(h)	87	0.4	2324
VADI1200	1200(w) x 750(d) x 826(h)	111	0.5	2456

Stock Code	Overall Size mm	Weight kg	Wattage kw	List Price (£)
SVADI600	600(w) x 750(d) x 834(h)	79	0.3	2404
SVADI900	900(w) x 750(d) x 834(h)	95	0.4	2524
SVADI1200	1200(w) x 750(d) x 834(h)	121	0.5	2656



Holidays in the forest.

The Bakery, located within the ParcMarket at Centre Parcs, Sherwood Forest provides freshly baked goods and delicious sweet treats. Specified and installed by the Jordan Group the chilled units were supplied using Counterline's new option of LED shelving with them opting for cool white. Both refrigerated models are controllable via an RDM (remote device management) network.





A family run independent supermarket chain.

The Modular Deli Counter at Proudfoot Convenience Store, Scarborough, offers locals fantastic meal options at very reasonable prices.

The matching combination of Heated and Chilled patisserie cabinets incorporate Counterline's additional features such as lift-up glass panels with gas assisted hinges and LED shelving.





University Hospital of Wales.

University Hospital of Wales is a teaching hospital of Cardiff University School of Medicine. The brief was to provide a new servery counter on a stainless steel frame with the outside panels featuring orange down lighters.

The servery, coffee and sandwich section used vision aire chilled and heated drop in displays. The main servery area used our da vinci heated ceran plates and a chilled well drop in.



vision aire options and technical specifications

Optional extras

All Free Standing and Drop-In Displays	£
Shelf edge ticket strips (clear).	From £67
Fascia panels.	From £55
Export packing case.	£95 (Net price)

We strongly recommend the purchase of export packing cases for goods exported outside of mainland UK.

Drop-in Chilled Displays

Non-standard airflow kit for condensing unit.	from £322
---	-----------

List price

Standard technical specifications

All Displays

General construction from 304 and 430 grade polished stainless steel.
All glass 6mm toughened.
Full internal fuse protection.

Heated Displays

Product temperature maintained at 65-72°C in 20°C ambient.
--

Chilled Displays

Chilled by recirculated cold air using fan blown evaporator.
Integral condensing unit and automatic condensate evaporator.
Resettable high pressure safety switch.
Digital electronic temperature control.
Display temperature 3-5°C in 25°C ambient at 50% relative humidity.

Power Supplies

All units are supplied with a 3.5m lead suitable for use with a 220/240volt supply.

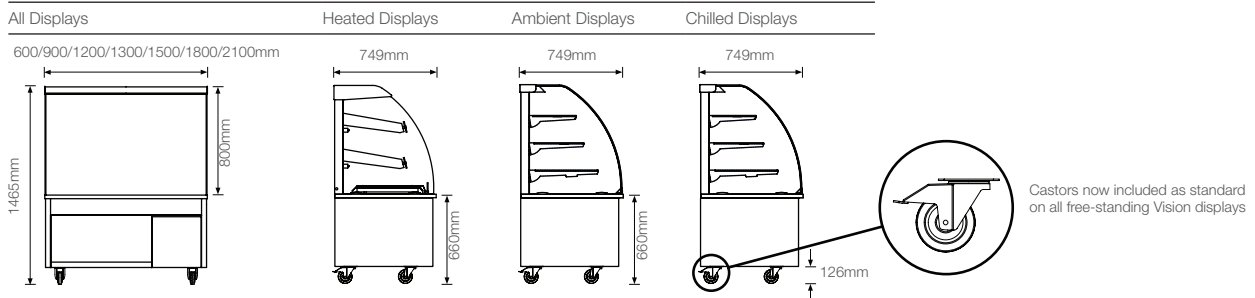
We strongly recommend that the supply is protected by a suitably rated residual current protection device.

Wattage

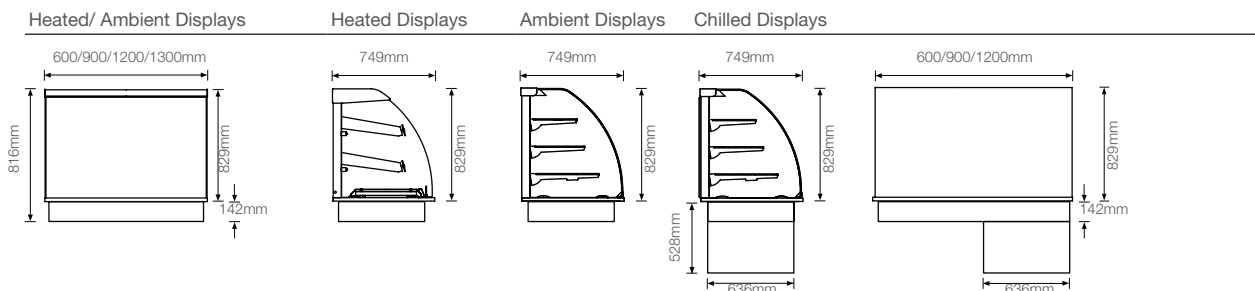
Vision Aire free standing and drop-in display units range from 0.3 kw to 3.0 kw.
--

Please note that other bespoke options are available on request.

Vision Aire Free Standing Displays





Vision Drop-In Displays



Visuals above are for illustrative purposes only and may not reflect the basic specification. Counterline reserves the right to alter the price and specification of the range at any time.

All orders are accepted subject to Counterline's standard terms and conditions which are available from our website or our sales team. All prices exclude VAT which will be charged at the prevailing rate. It is strongly recommended that the installation instructions be referred to before designing any base unit to accommodate idesign displays. Refer to our website www.counterline.co.uk for further options.



Counterline Limited
 Randles Road
 Knowsley Business Park
 Merseyside
 L34 9HZ
 United Kingdom

tel: + 44 (0)151 548 2211
fax: + 44 (0)151 549 2179
email: enquiries@counterline.co.uk
web: www.counterline.co.uk

CE All images, photographs, text, diagrams, brand names, logos and other artistic or literary works contained in this brochure (Intellectual Property Rights) are protected by copyright, database rights, design rights, registered designs, trade marks or service marks, trade names or know how (whether registered or not) and all rights or forms of protection of a similar nature anywhere in the world including any applications for any of the foregoing.

All Intellectual Property Rights in this brochure or appearing on our website or promotional material are owned by or licensed to Counterline Limited, and may not be reproduced or copied without permission.

Terms & Conditions / Warranty

Full details of Counterline's Terms & Conditions and parts and labour warranty in the UK are available on request.