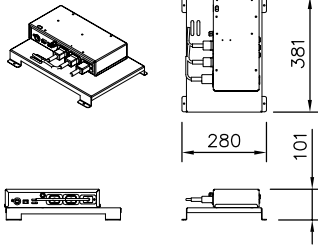
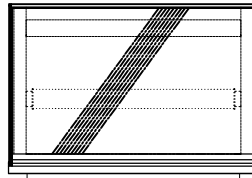


A

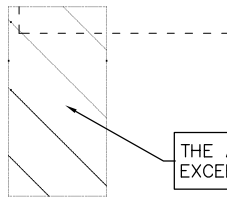


DISPLAY POWER BOARD DETAILS

FOR FURTHER DETAILS PLEASE REFER TO THE HEATED INSTALLATION DETAILS



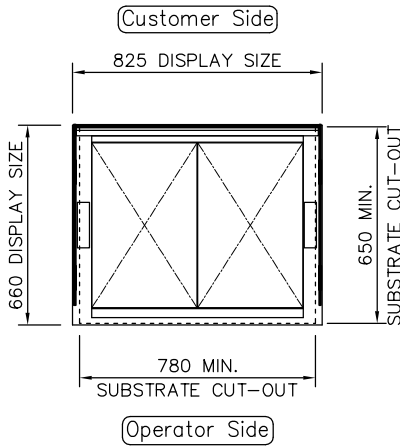
FRONT ELEVATION



THE AMBIENT TEMPERATURE MUST NOT EXCEED 55°C IN THE VOID AREA INDICATED.

B

C

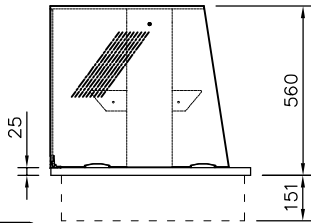


PLAN VIEW

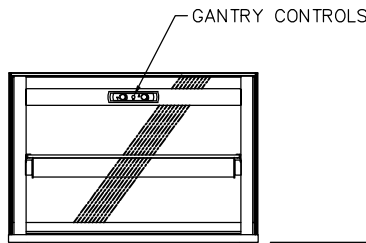
NOTE:
IF DISPLAY IS TO BE FLUSH MOUNTED INTO WORKTOP, ADD 4 - 6mm TO DISPLAY SIZES FOR WORKTOP CUT-OUT

D

L.H. END ELEVATION



Customer Side



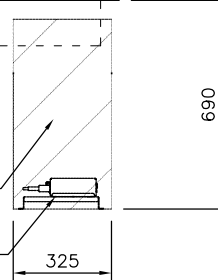
REAR ELEVATION

E



INDICATES ACCESSIBLE SERVICE VOID REQUIRED WITHIN COUNTERBODY

RECOMMENDED POWER BOARD POSITION



F

PRODUCT RANGE: idesign
DESC.: 2-1Gn ASSISTED SERVICE HOT DELI

OPTION:

ID CODE: MHDL2-GO

OPTION CODE:

counterline 

RANDLES RD, KNOWSLEY BUSINESS PARK, MERSEYSIDE L34 9HZ.

Tel: 0151 548 2211

Fax: 0151 549 2179

ELECTRICAL INFO: 13A, 230V, 1.6KW

WEIGHT: 44Kg

ISSUE: 1



SCALE: 1:25 @ A4