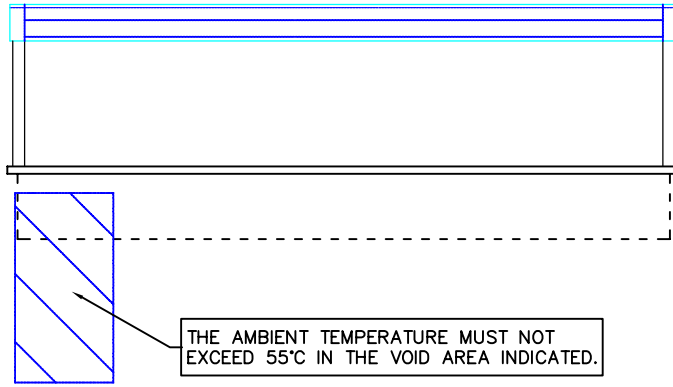
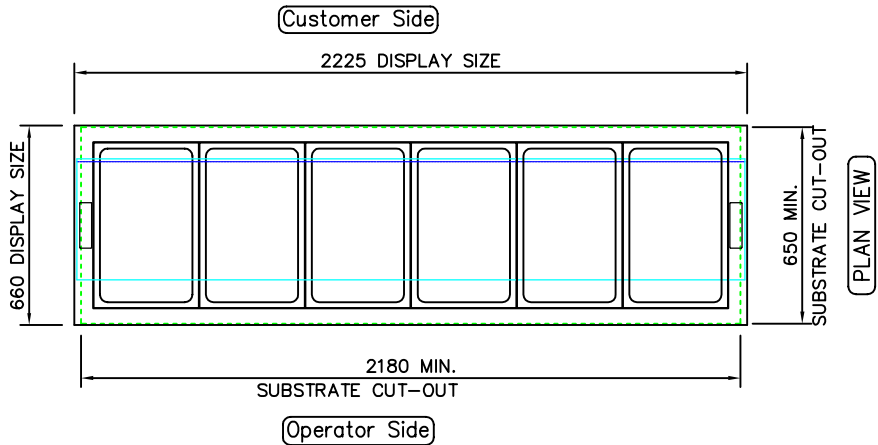


DISPLAY POWER BOARD DETAILS

FOR FURTHER DETAILS PLEASE REFER TO THE HEATED INSTALLATION DETAILS

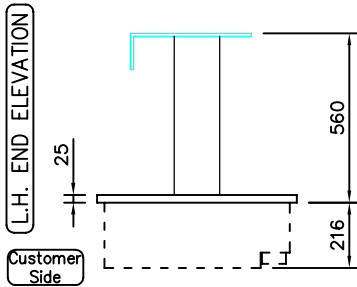


FRONT ELEVATION

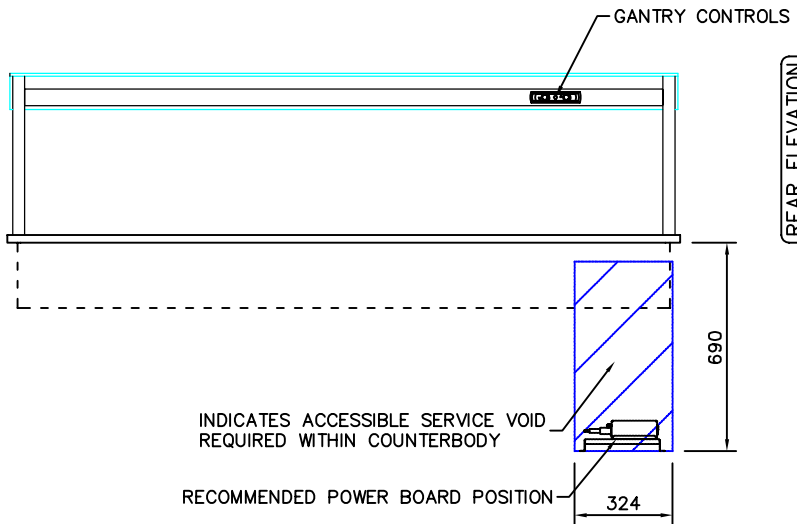


PLAN VIEW

NOTE:  
IF DISPLAY IS TO BE FLUSH MOUNTED INTO WORKTOP, ADD 4 - 6mm TO DISPLAY SIZES FOR WORKTOP CUT-OUT



L.H. END ELEVATION



REAR ELEVATION

PRODUCT RANGE: MANHATTAN  
DESC.: 6-1Gn SELF HELP HOT BAIN MARIE

OPTION:

ID CODE: MHBM6-GO

OPTION CODE:

counterline

RANDLES RD, KNOWSLEY BUSINESS PARK, MERSEYSIDE L34 9HZ.

Tel: 0151 548 2211

Fax: 0151 549 2179

ELECTRICAL INFO: 20A, 230V, 4.8KW

WEIGHT: 89Kg

ISSUE: 1

1



SCALE: 1: 25 @ A4