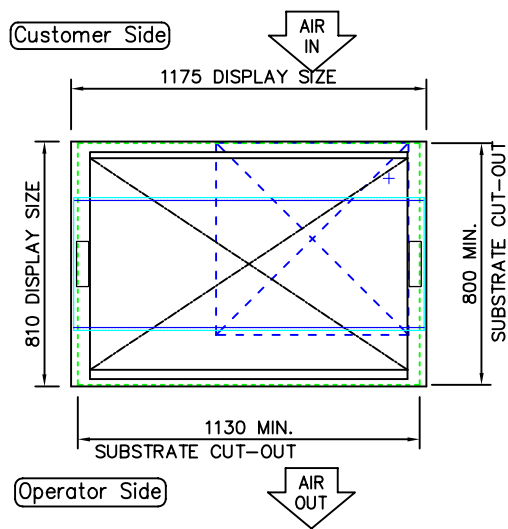
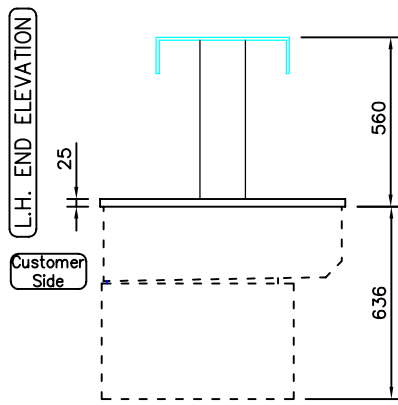


FRONT ELEVATION

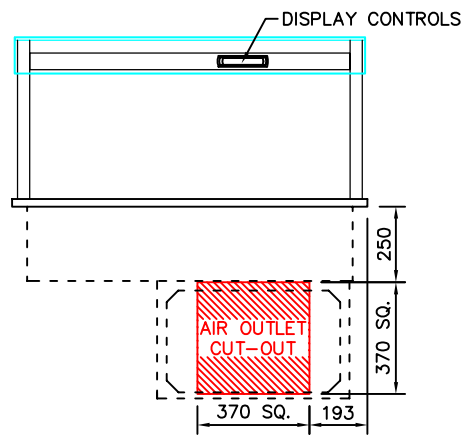


PLAN VIEW


NOTE:
IF DISPLAY IS TO BE FLUSH
MOUNTED INTO WORKTOP,
ADD 4 - 6mm TO DISPLAY
SIZES FOR WORKTOP CUT-OUT



L.H. END ELEVATION



REAR ELEVATION



CUSTOMER & OPERATOR SIDE FASCIA
PANELS MUST BE REMOVABLE FOR
MAINTENANCE ACCESS
SUPPLIED WITH 400mm SQ. STAINLESS
STEEL AIR INLET/OUTLET GRILLES

PRODUCT RANGE: MANHATTAN
DESC.: 3-1Gn CHILLED DISPLAY WIDE
ISLAND WELL
OPTION: INTEGRAL REFRIGERATION
ID CODE: MCWIW3-GO
OPTION
CODE:

counterline 

RANDLES RD, KNOWSLEY BUSINESS PARK, MERSEYSIDE L34 9HZ.

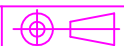
Tel: 0151 548 2211

Fax: 0151 549 2179

ELECTRICAL INFO: 13A, 230V, 2.0KW

WEIGHT: 140Kg

ISSUE: 1



SCALE: 1:25 @ A4