

A

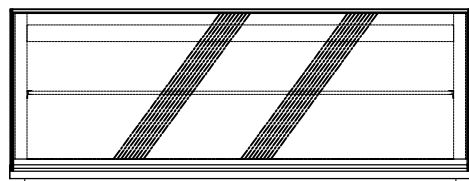
B

C

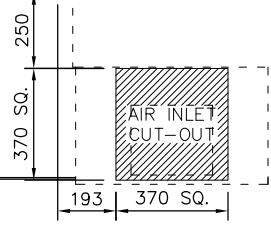
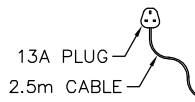
D

E

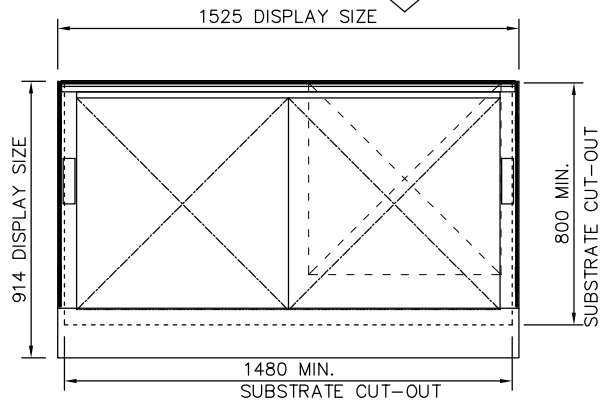
F



FRONT ELEVATION



(Customer Side)



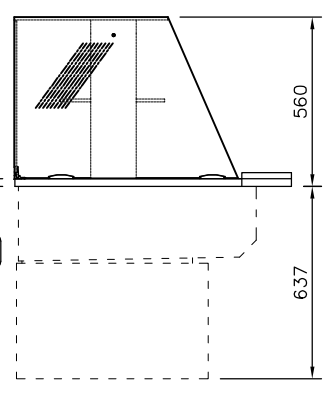
PLAN VIEW

NOTE:
IF DISPLAY IS TO BE FLUSH
MOUNTED INTO WORKTOP,
ADD 4 - 6mm TO DISPLAY
SIZES FOR WORKTOP CUT-OUT

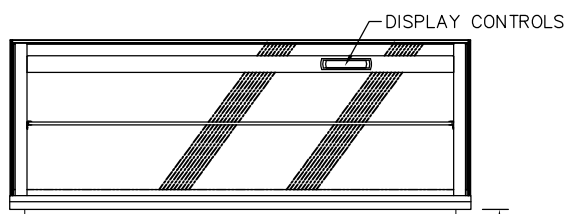
(Operator Side)



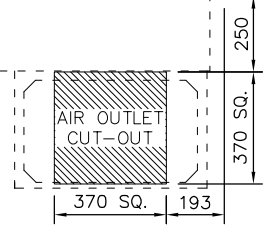
(L.H. END ELEVATION)



Customer Side



REAR ELEVATION



CUSTOMER & OPERATOR SIDE FASCIA
PANELS MUST BE REMOVABLE FOR
MAINTENANCE ACCESS
SUPPLIED WITH 400mm SQ. STAINLESS
STEEL AIR INLET/OUTLET GRILLES

PRODUCT RANGE: MANHATTAN
DESC.: 4-1Gn ASSISTED SERVICE COLD
WIDE DELI
OPTION: INTEGRAL REFRIGERATION



RANDES RD, KNOWSLEY BUSINESS PARK, MERSEYSIDE L34 9HZ.
Tel: 0151 548 2211 Fax: 0151 549 2179

ID CODE: MCWDL4-GO
OPTION CODE:

ELECTRICAL INFO: 13A, 230V, 2.2KW		WEIGHT: 153Kg
ISSUE:	1	SCALE: 1:25 @ A4