

A

B

C

D

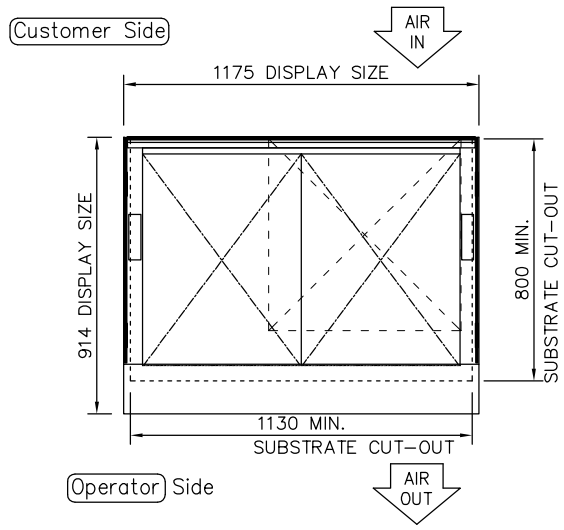
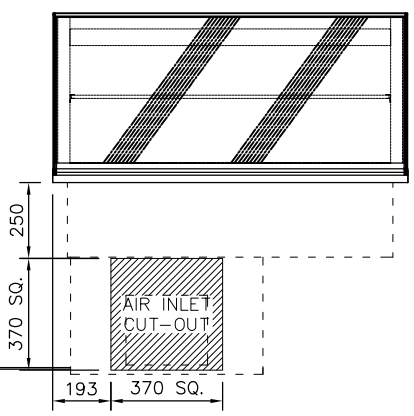
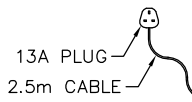
E

F

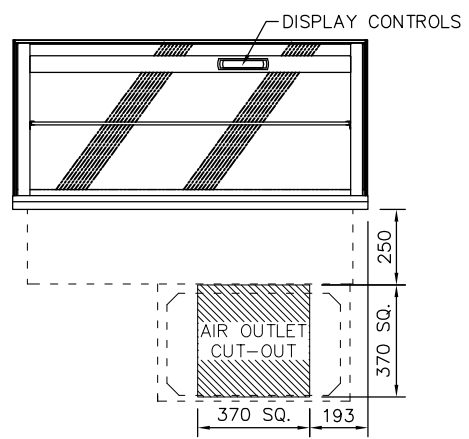
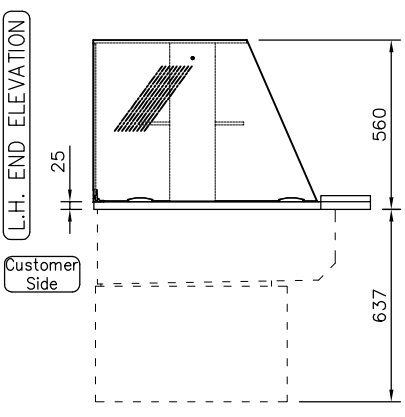
FRONT ELEVATION

PLAN VIEW

REAR ELEVATION



NOTE:  
IF DISPLAY IS TO BE FLUSH  
MOUNTED INTO WORKTOP,  
ADD 4 - 6mm TO DISPLAY  
SIZES FOR WORKTOP CUT-OUT



CUSTOMER & OPERATOR SIDE FASCIA  
PANELS MUST BE REMOVABLE FOR  
MAINTENANCE ACCESS

SUPPLIED WITH 400mm SQ. STAINLESS  
STEEL AIR INLET/OUTLET GRILLES

PRODUCT RANGE: MANHATTAN  
DESC.: 3-1Gn ASSISTED SERVICE COLD  
WIDE DELI  
OPTION: INTEGRAL REFRIGERATION



RANDES RD, KNOWSLEY BUSINESS PARK, MERSEYSIDE L34 9HZ.  
Tel: 0151 548 2211 Fax: 0151 549 2179

ID CODE: MCWDL3-GO  
OPTION CODE:

ELECTRICAL INFO: 13A, 230V, 2.0KW		WEIGHT: 126Kg
ISSUE:	1	SCALE: 1:25 @ A4