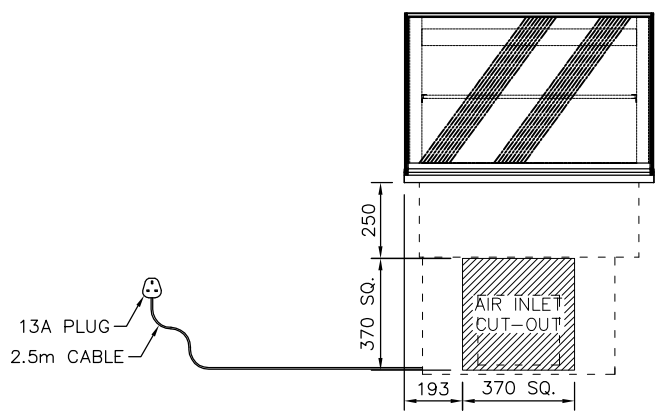
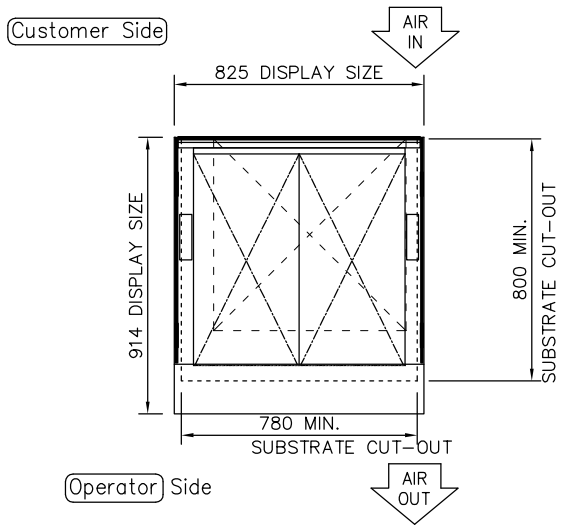


A
B
C
D
E
F

FRONT ELEVATION

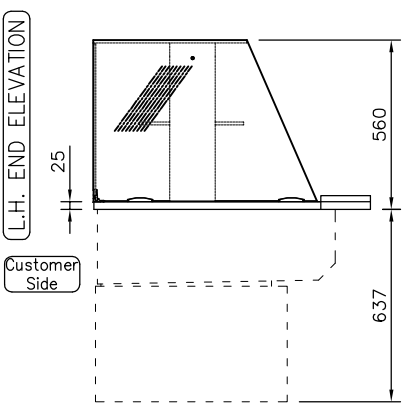
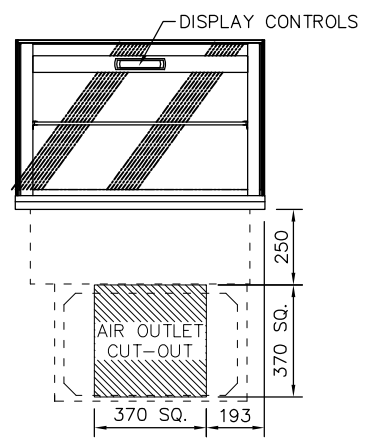


PLAN VIEW



NOTE:
IF DISPLAY IS TO BE FLUSH
MOUNTED INTO WORKTOP,
ADD 4 - 6mm TO DISPLAY
SIZES FOR WORKTOP CUT-OUT

REAR ELEVATION



CUSTOMER & OPERATOR SIDE FASCIA
PANELS MUST BE REMOVABLE FOR
MAINTENANCE ACCESS
SUPPLIED WITH 400mm SQ. STAINLESS
STEEL AIR INLET/OUTLET GRILLES

PRODUCT RANGE:	MANHATTAN
DESC.:	2-1Gn ASSISTED SERVICE COLD WIDE DELI
OPTION:	INTEGRAL REFRIGERATION
ID CODE:	MCWDL2-GO
OPTION CODE:	

counterline

RANGLES RD, KNOWSLEY BUSINESS PARK, MERSEYSIDE L34 9HZ.
Tel: 0151 548 2211 Fax: 0151 549 2179

ELECTRICAL INFO:	13A, 230V, 1.70KW	WEIGHT:	105Kg
ISSUE:	1		SCALE: 1:25 @ A4