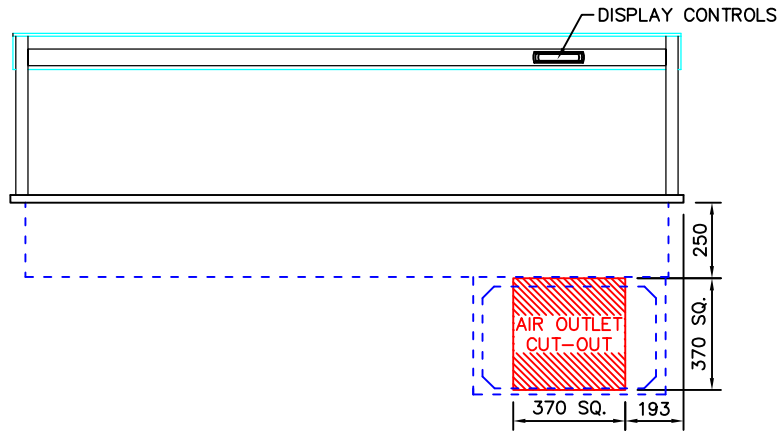
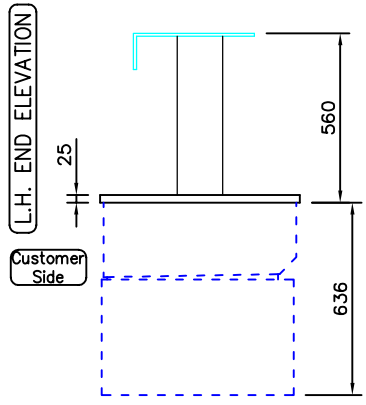



PLAN VIEW

NOTE:
IF DISPLAY IS TO BE FLUSH MOUNTED INTO WORKTOP,
ADD 4 - 6mm TO DISPLAY SIZES FOR WORKTOP CUT-OUT



REAR ELEVATION



CUSTOMER & OPERATOR SIDE FASCIA PANELS MUST BE REMOVABLE FOR MAINTENANCE ACCESS
SUPPLIED WITH 400mm SQ. STAINLESS STEEL AIR INLET/OUTLET GRILLES

PRODUCT RANGE: MANHATTAN
DESC.: 6-1Gn SELF HELP COLD WELL
OPTION: INTEGRAL REFRIGERATION
ID CODE: MCW6-GO
OPTION CODE:

counterline 

RANDLES RD, KNOWSLEY BUSINESS PARK, MERSEYSIDE L34 9HZ.
Tel: 0151 548 2211 Fax: 0151 549 2179

ELECTRICAL INFO: 13A, 230V, 2.4KW	WEIGHT: 158Kg
ISSUE: 1	SCALE: 1:25 @ A4