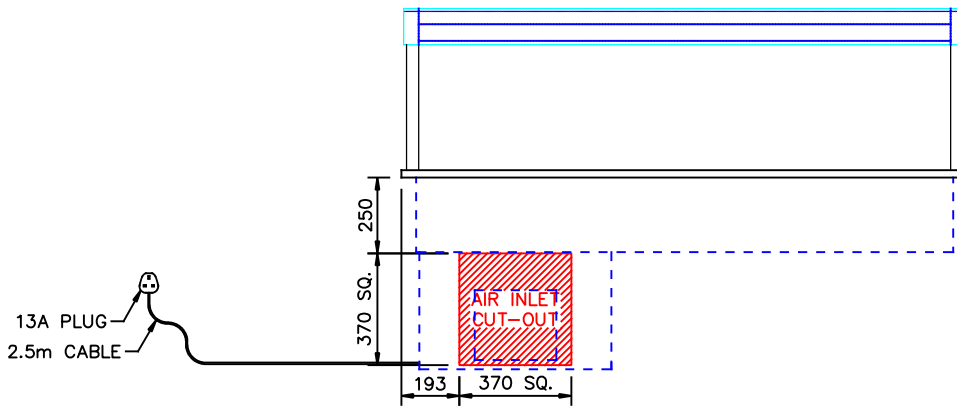
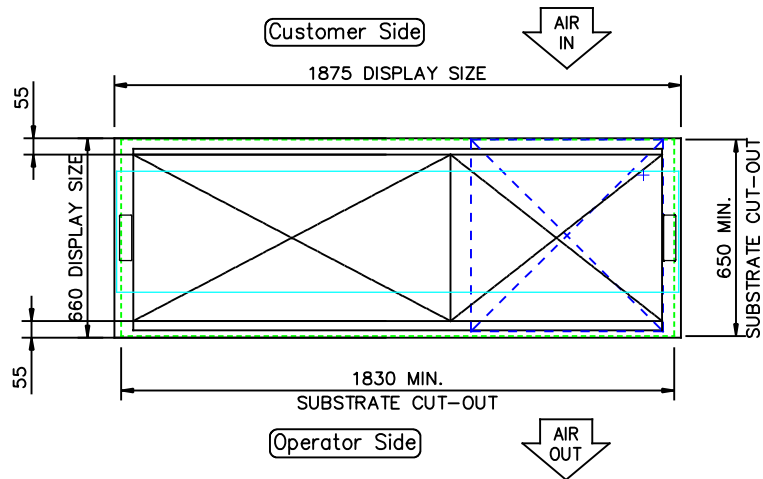


A



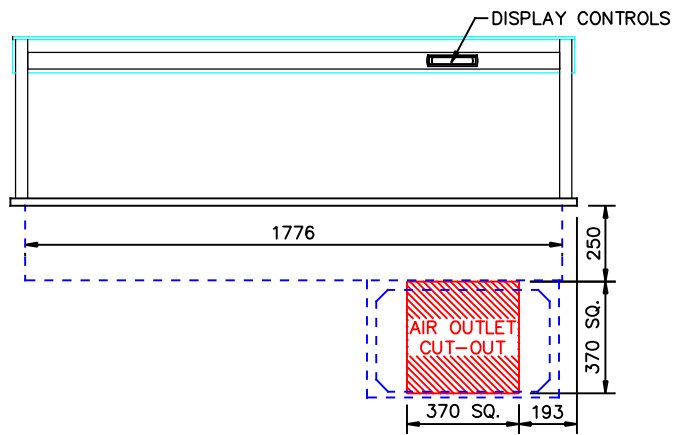
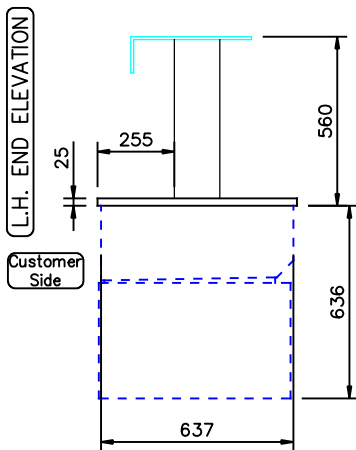
B



PLAN VIEW

NOTE:  
IF DISPLAY IS TO BE FLUSH  
MOUNTED INTO WORKTOP,  
ADD 4 - 6mm TO DISPLAY  
SIZES FOR WORKTOP CUT-OUT

C



REAR ELEVATION

E



CUSTOMER & OPERATOR SIDE FASCIA  
PANELS MUST BE REMOVABLE FOR  
MAINTENANCE ACCESS  
SUPPLIED WITH 400mm SQ. STAINLESS  
STEEL AIR INLET/OUTLET GRILLES

F

PRODUCT RANGE: MANHATTAN  
DESC.: 5-1Gn SELF HELP COLD WELL

OPTION: INTEGRAL REFRIGERATION

ID CODE: MCW5-GO

OPTION  
CODE:

counterline 

RANGLES RD, KNOWSLEY BUSINESS PARK, MERSEYSIDE L34 9HZ.

Tel: 0151 548 2211

Fax: 0151 549 2179

ELECTRICAL INFO: 13A, 230V, 2.3KW WEIGHT: 141Kg

ISSUE: 1  SCALE: 1:25 @ A4