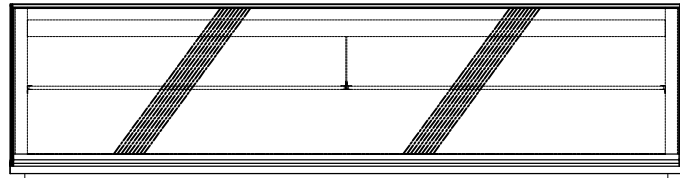
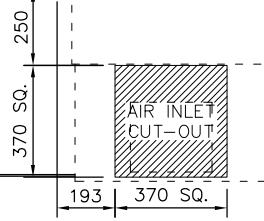
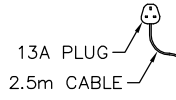


A



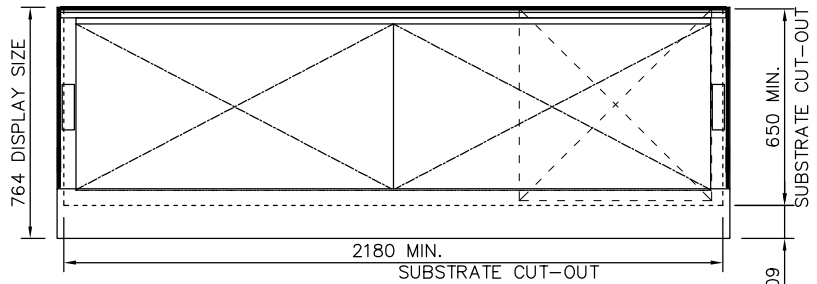
FRONT ELEVATION



B

Customer Side

2225 DISPLAY SIZE



PLAN VIEW

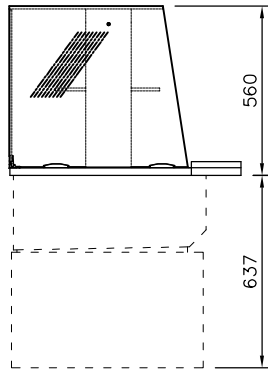
Operator Side



NOTE:
IF DISPLAY IS TO BE FLUSH
MOUNTED INTO WORKTOP,
ADD 4 - 6mm TO DISPLAY
SIZES FOR WORKTOP CUT-OUT

D

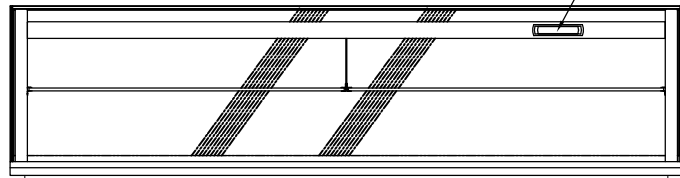
L.H. END ELEVATION



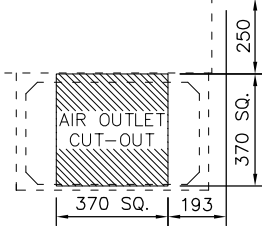
Customer Side

E

DISPLAY CONTROLS



REAR ELEVATION



CUSTOMER & OPERATOR SIDE FASCIA
PANELS MUST BE REMOVABLE FOR
MAINTENANCE ACCESS
SUPPLIED WITH 400mm SQ. STAINLESS
STEEL AIR INLET/OUTLET GRILLES

F

PRODUCT RANGE: MANHATTAN
DESC.: 6-1Gn ASSISTED SERVICE COLD
DELI
OPTION: INTEGRAL REFRIGERATION



RANGLES RD, KNOWSLEY BUSINESS PARK, MERSEYSIDE L34 9HZ.
Tel: 0151 548 2211 Fax: 0151 549 2179

ID CODE: MCDL6-GO

ELECTRICAL INFO: 13A, 230V, 2.4KW WEIGHT: 198Kg

OPTION CODE:

ISSUE: 1 SCALE: 1:25 @ A4