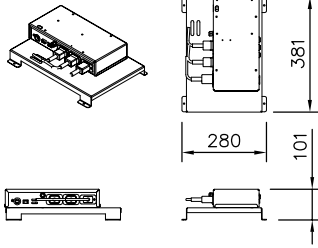
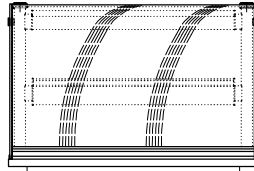


A

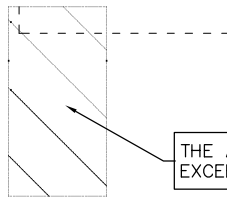


DISPLAY POWER BOARD DETAILS

FOR FURTHER DETAILS PLEASE REFER TO THE HEATED INSTALLATION DETAILS



FRONT ELEVATION

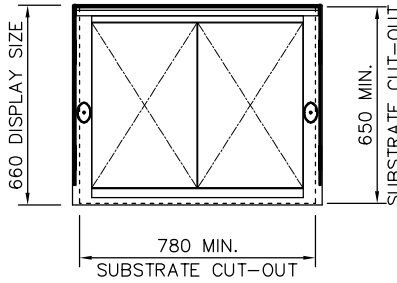


THE AMBIENT TEMPERATURE MUST NOT EXCEED 55°C IN THE VOID AREA INDICATED.

B

Customer Side

825 DISPLAY SIZE



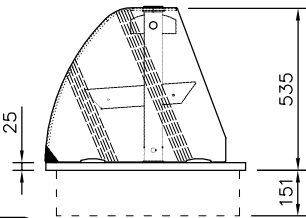
PLAN VIEW

Operator Side

NOTE:  
IF DISPLAY IS TO BE FLUSH MOUNTED INTO WORKTOP,  
ADD 4 - 6mm TO DISPLAY SIZES FOR WORKTOP CUT-OUT

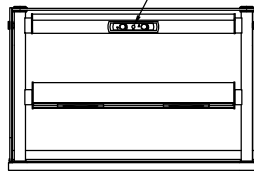
D

L.H. END ELEVATION



Customer Side

GANTRY CONTROLS



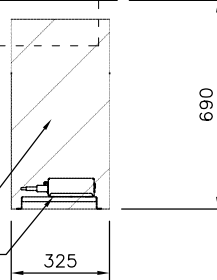
REAR ELEVATION

E



INDICATES ACCESSIBLE SERVICE VOID REQUIRED WITHIN COUNTERBODY

RECOMMENDED POWER BOARD POSITION



F

PRODUCT RANGE: idesign  
DESC.: 2-1Gn ASSISTED SERVICE HOT DELI



RANDLES RD, KNOWSLEY BUSINESS PARK, MERSEYSIDE L34 9HZ.

Tel: 0151 548 2211

Fax: 0151 549 2179

OPTION:

ID CODE: IHDL2-GO

ELECTRICAL INFO: 13A, 230V, 1.6KW

WEIGHT: 44Kg

OPTION CODE:

ISSUE: 1



SCALE: 1:25 @ A4