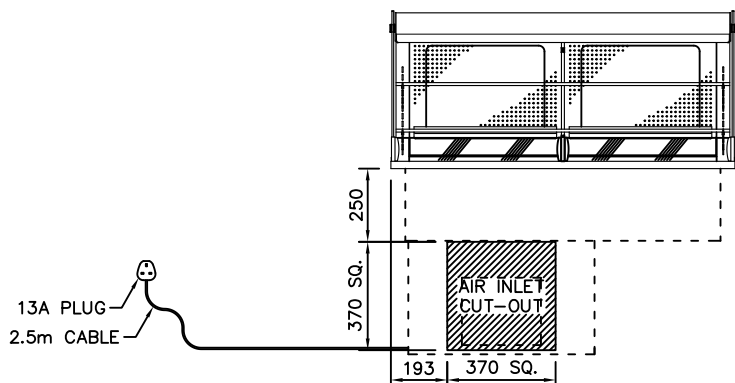
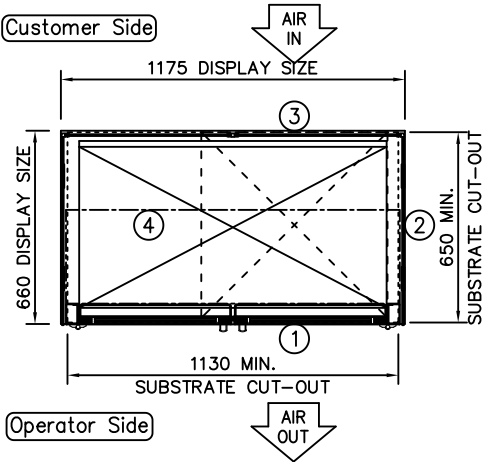


FRONT ELEVATION


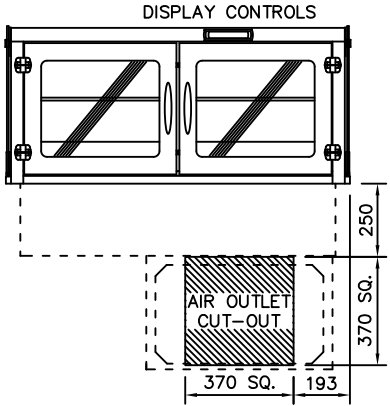
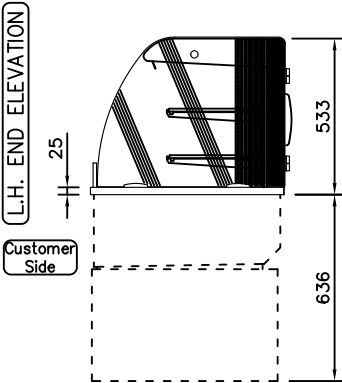


PLAN VIEW



NOTE:  
IF DISPLAY IS TO BE FLUSH  
MOUNTED INTO WORKTOP,  
ADD 4 - 6mm TO DISPLAY  
SIZES FOR WORKTOP CUT-OUT

REAR ELEVATION



CUSTOMER & OPERATOR SIDE FASCIA  
PANELS MUST BE REMOVABLE FOR  
MAINTENANCE ACCESS  
SUPPLIED WITH 400mm SQ. STAINLESS  
STEEL AIR INLET/OUTLET GRILLES

PRODUCT RANGE: idesign  
DESC.: 3-1Gn SELF HELP COLD MULTIDECK  
2 TIER ADJUSTABLE SHELF+DOORS  
OPTION: INTEGRAL REFRIGERATION (3-1)

**counterline** 

RANGLES RD, KNOWSLEY BUSINESS PARK, MERSEYSIDE L34 9HZ.  
Tel: 0151 548 2211 Fax: 0151 549 2179

ID CODE: IC2ASMD3-GO  
OPTION CODE:

ELECTRICAL INFO: 13A, 230V, 2.8KW	WEIGHT: 144Kg
ISSUE: 1	SCALE: 1:25 @ A4