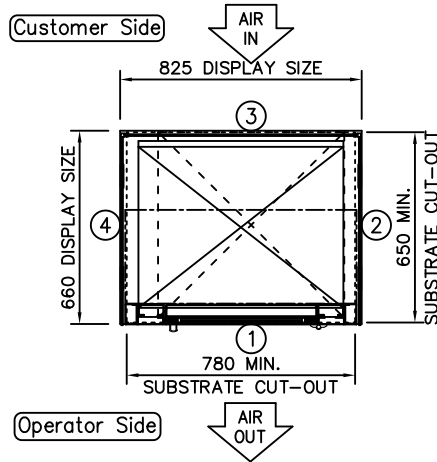
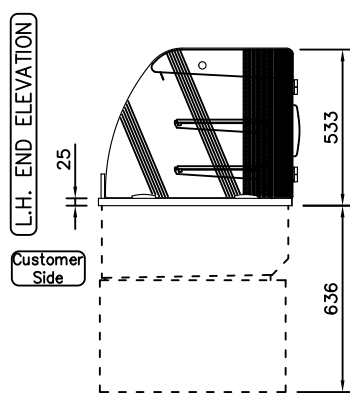


FRONT ELEVATION


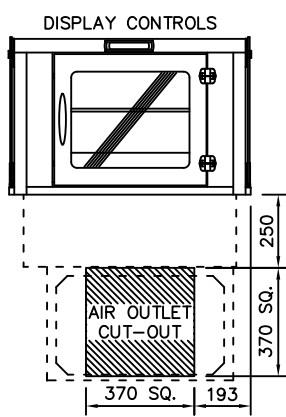


PLAN VIEW

NOTE:
IF DISPLAY IS TO BE FLUSH MOUNTED INTO WORKTOP, ADD 4 - 6mm TO DISPLAY SIZES FOR WORKTOP CUT-OUT



REAR ELEVATION



CUSTOMER & OPERATOR SIDE FASCIA PANELS MUST BE REMOVABLE FOR MAINTENANCE ACCESS
SUPPLIED WITH 400mm SQ. STAINLESS STEEL AIR INLET/OUTLET GRILLES

PRODUCT RANGE: idesign
DESC.: 2-1Gn SELF HELP COLD MULTIDECK 2 TIER AJUSTABLE SHELF+DOORS
OPTION: INTEGRAL REFRIGERATION (3-1)

counterline

RANGLES RD, KNOWSLEY BUSINESS PARK, MERSEYSIDE L34 9HZ.
Tel: 0151 548 2211 Fax: 0151 549 2179

ID CODE: IC2ASMD2-GO
OPTION CODE:

ELECTRICAL INFO: 13A, 230V, 2.7KW WEIGHT: 110Kg
ISSUE: 1 SCALE: 1:25 @ A4