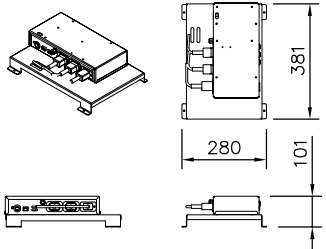


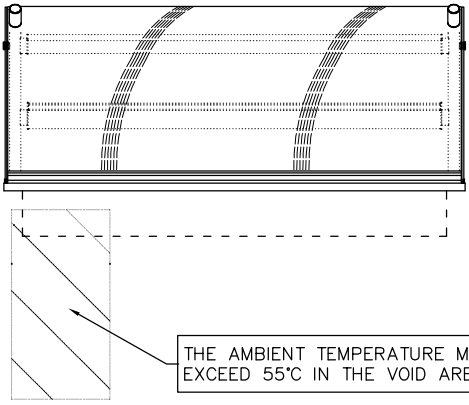
1 2 3

A



DISPLAY POWER BOARD DETAILS

FOR FURTHER DETAILS PLEASE REFER TO THE HEATED INSTALLATION DETAILS



FRONT ELEVATION

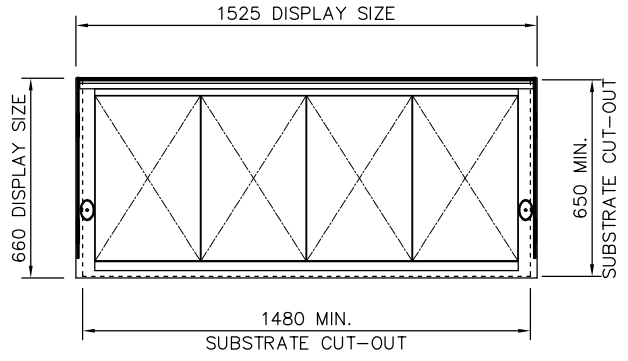
A

B

B

THE AMBIENT TEMPERATURE MUST NOT EXCEED 55°C IN THE VOID AREA INDICATED.

Customer Side



PLAN VIEW

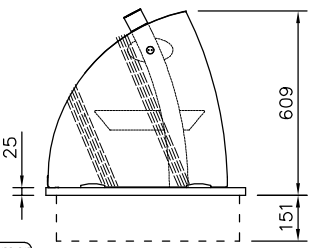
C

NOTE:
IF DISPLAY IS TO BE FLUSH MOUNTED INTO WORKTOP,
ADD 4 - 6mm TO DISPLAY SIZES FOR WORKTOP CUT-OUT

Operator Side

D

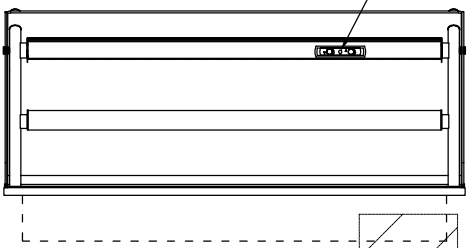
L.H. END ELEVATION



Customer Side

D


GANTRY CONTROLS



REAR ELEVATION

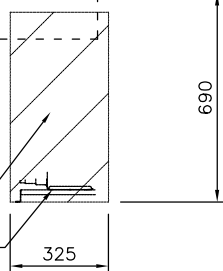
E

E



INDICATES ACCESSIBLE SERVICE VOID REQUIRED WITHIN COUNTERBODY

RECOMMENDED POWER BOARD POSITION



F

F

PRODUCT RANGE: idesign
DESC.: 4-1Gn ASSISTED SERVICE HOT DELI

OPTION:

ID CODE: DHDL4-GO

OPTION CODE:

counterline



RANDES RD, KNOWSLEY BUSINESS PARK, MERSEYSIDE L34 9HZ.

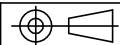
Tel: 0151 548 2211

Fax: 0151 549 2179

ELECTRICAL INFO: 13A, 230V, 3.1KW

WEIGHT: 76Kg

ISSUE: 1



SCALE: 1: 25 @ A4

1

2

© COPYRIGHT COUNTERLINE LTD FEB 2007