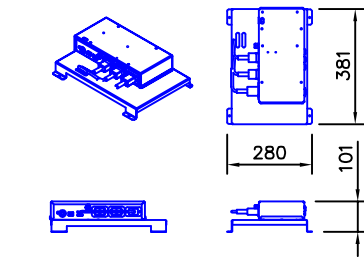


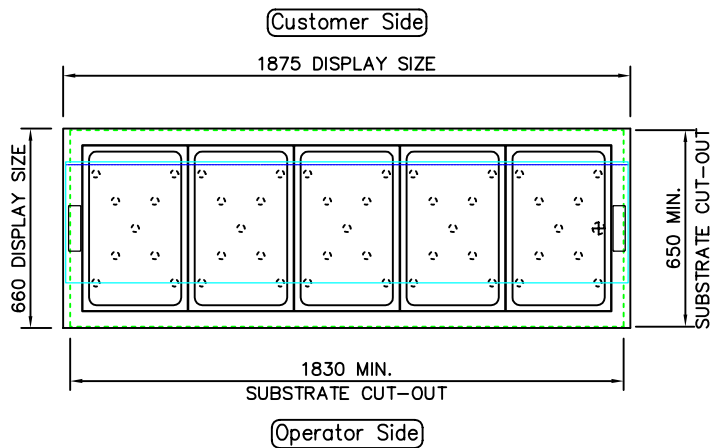
FRONT ELEVATION



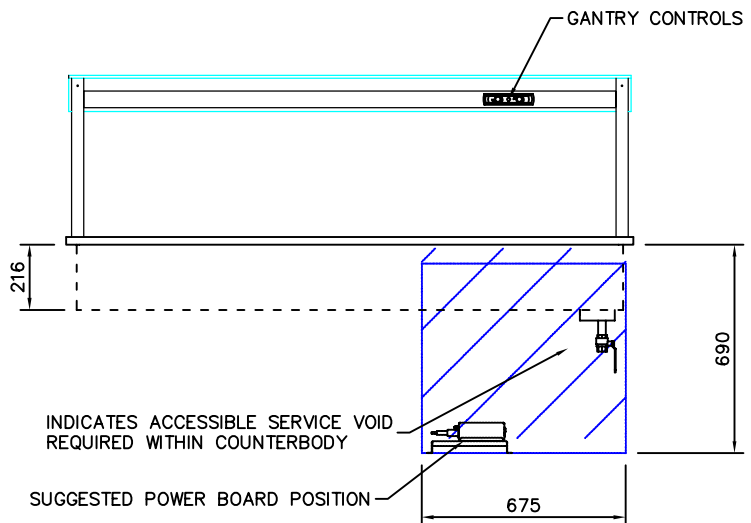
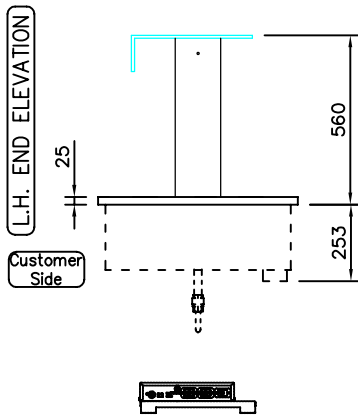
DISPLAY POWER BOARD DETAILS

FOR FURTHER DETAILS PLEASE REFER TO THE HEATED INSTALLATION DETAILS

NOTE:
IF DISPLAY IS TO BE FLUSH MOUNTED INTO WORKTOP,
ADD 4 - 6mm TO DISPLAY SIZES FOR WORKTOP CUT-OUT



PLAN VIEW



REAR ELEVATION

PRODUCT RANGE: MANHATTAN
DESC.: 5-1Gn SELF HELP HEATED WET WELL BAIN MARIE

OPTION:

ID CODE: MHWB5-60

OPTION CODE:

counterline



RANDLES RD, KNOWSLEY BUSINESS PARK, MERSEYSIDE L34 9HZ.

Tel: 0151 548 2211

Fax: 0151 549 2179

ELECTRICAL INFO: 32A, 230V, 5.5KW

WEIGHT: 68Kg

ISSUE: 1

1



SCALE: 1:25 @ A4