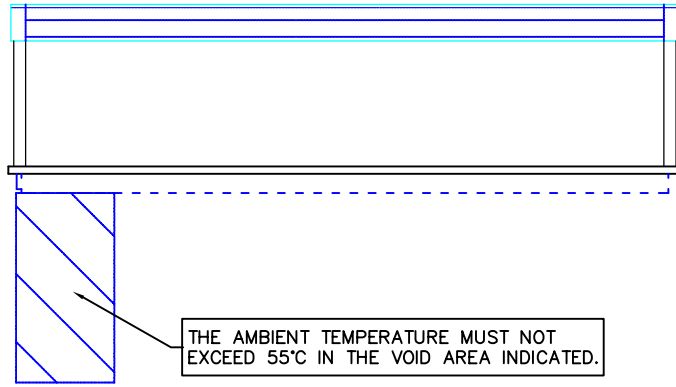
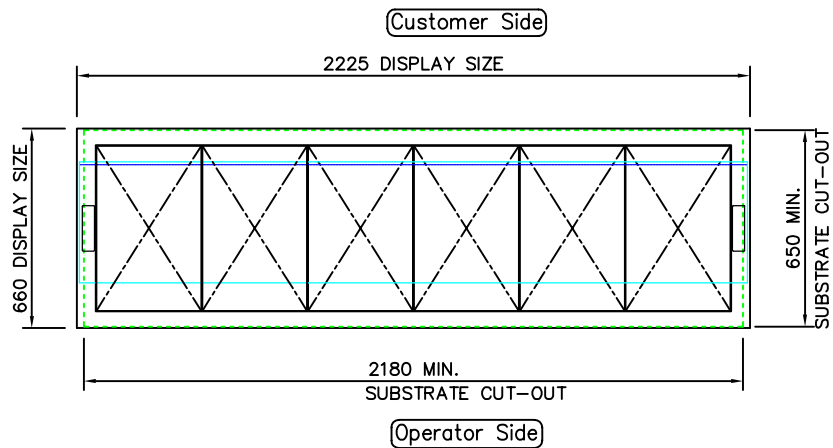


DISPLAY POWER BOARD DETAILS

FOR FURTHER DETAILS PLEASE REFER TO THE HEATED INSTALLATION DETAILS

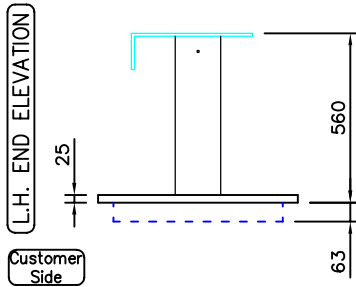


FRONT ELEVATION

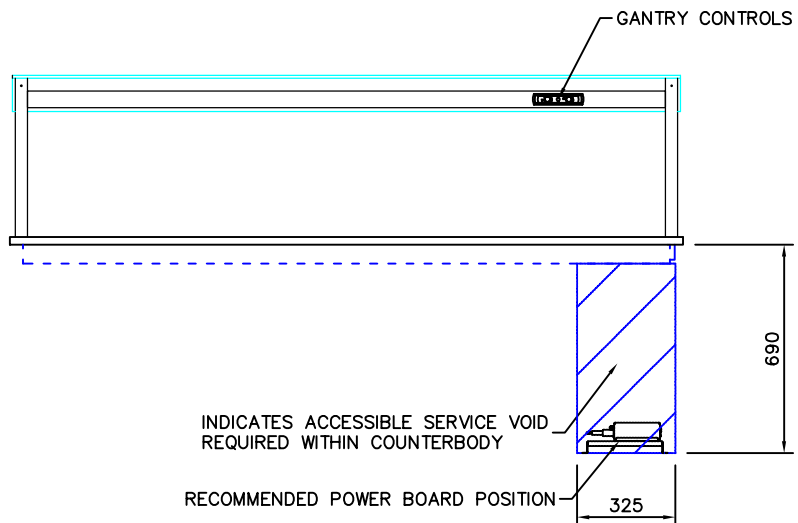


PLAN VIEW

NOTE:  
IF DISPLAY IS TO BE FLUSH MOUNTED INTO WORKTOP,  
ADD 4 - 6mm TO DISPLAY SIZES FOR WORKTOP CUT-OUT



L.H. END ELEVATION



REAR ELEVATION

PRODUCT RANGE: MANHATTAN  
DESC.: 6-1Gn SELF HELP CERAMIC GLASS HOTPLATE

OPTION:

ID CODE: MHC6H6-GO

OPTION CODE:

**counterline** 

RANDLES RD, KNOWSLEY BUSINESS PARK, MERSEYSIDE L34 9HZ.

Tel: 0151 548 2211

Fax: 0151 549 2179

ELECTRICAL INFO: 16A, 230V, 3.6KW

WEIGHT: 75Kg

ISSUE: 1

1



SCALE: 1:25 @ A4