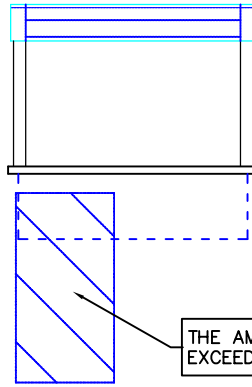


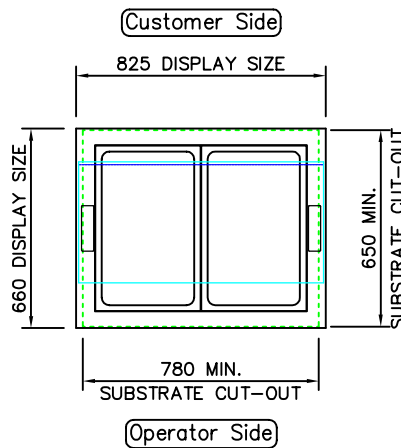
DISPLAY POWER BOARD DETAILS

FOR FURTHER DETAILS PLEASE REFER TO THE HEATED INSTALLATION DETAILS



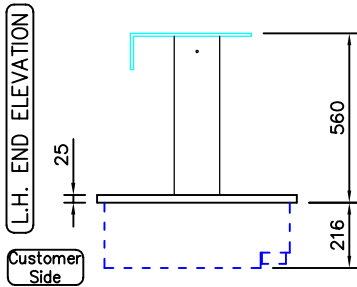
FRONT ELEVATION

THE AMBIENT TEMPERATURE MUST NOT EXCEED 55°C IN THE VOID AREA INDICATED.



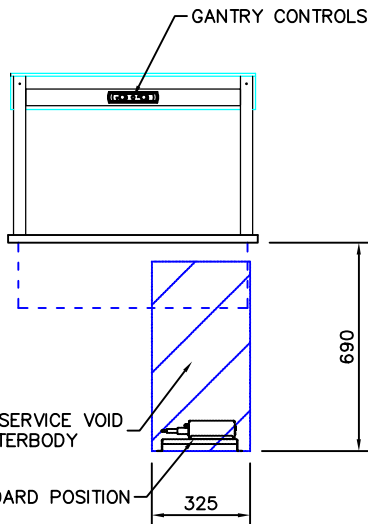
PLAN VIEW

NOTE:
IF DISPLAY IS TO BE FLUSH MOUNTED INTO WORKTOP,
ADD 4 - 6mm TO DISPLAY SIZES FOR WORKTOP CUT-OUT



L.H. END ELEVATION

Customer Side



REAR ELEVATION

PRODUCT RANGE: MANHATTAN
DESC.: 2-1Gn SELF HELP HOT BAIN MARIE

OPTION:

ID CODE: MHBM2-GO

OPTION CODE:

counterline 

RANDLES RD, KNOWSLEY BUSINESS PARK, MERSEYSIDE L34 9HZ.

Tel: 0151 548 2211

Fax: 0151 549 2179

ELECTRICAL INFO: 13A, 230V, 1.6KW

WEIGHT: 30Kg

ISSUE: 1



SCALE: 1:25 @ A4