
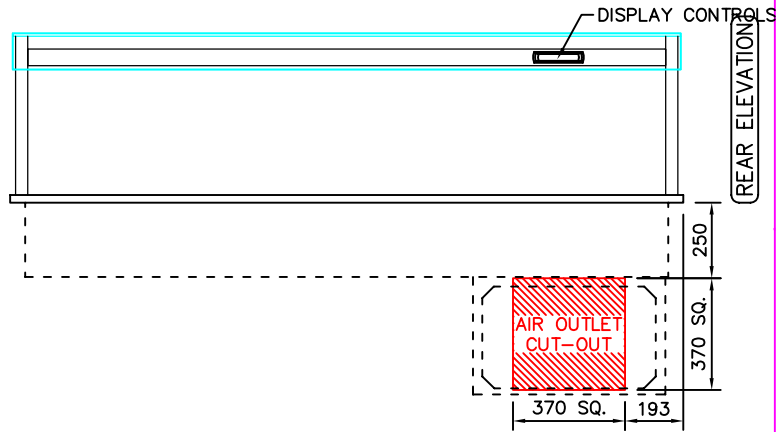
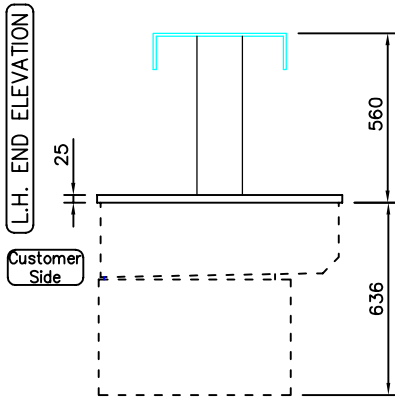


NOTE:
IF DISPLAY IS TO BE FLUSH
MOUNTED INTO WORKTOP,
ADD 4 – 6mm TO DISPLAY
SIZES FOR WORKTOP CUT-OUT



CUSTOMER & OPERATOR SIDE FASCIA
PANELS MUST BE REMOVABLE FOR
MAINTENANCE ACCESS

SUPPLIED WITH 400mm SQ. STAINLESS
STEEL AIR INLET/OUTLET GRILLES

PRODUCT RANGE: MANHATTAN
DESC.: 6-1Gn CHILLED DISPLAY WIDE
ISLAND WELL
OPTION: INTEGRAL REFRIGERATION

ID CODE: MCWIW6-GO
OPTION CODE:

counterline

RANDLES RD, KNOWSLEY BUSINESS PARK, MERSEYSIDE L34 9HZ.
Tel: 0151 548 2211 Fax: 0151 549 2179

ELECTRICAL INFO: 13A, 230V, 2.2KW WEIGHT: 200Kg
ISSUE: 1 SCALE: 1: 25 @ A4