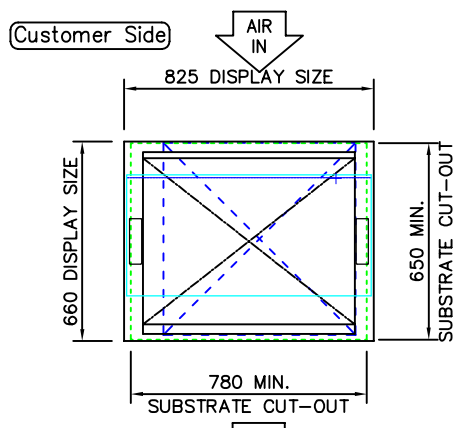
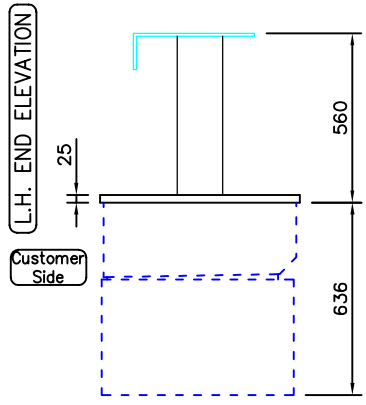


FRONT ELEVATION

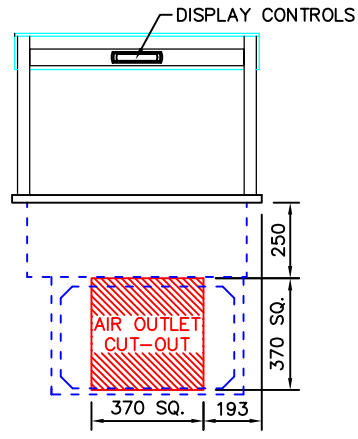


PLAN VIEW


NOTE:
IF DISPLAY IS TO BE FLUSH MOUNTED INTO WORKTOP, ADD 4 - 6mm TO DISPLAY SIZES FOR WORKTOP CUT-OUT



L.H. END ELEVATION



REAR ELEVATION



CUSTOMER & OPERATOR SIDE FASCIA PANELS MUST BE REMOVABLE FOR MAINTENANCE ACCESS
SUPPLIED WITH 400mm SQ. STAINLESS STEEL AIR INLET/OUTLET GRILLES

PRODUCT RANGE: MANHATTAN
DESC.: 2-1Gn SELF HELP COLD WELL

OPTION: INTEGRAL REFRIGERATION

ID CODE: MCW2-GO

OPTION CODE:



RANDLES RD, KNOWSLEY BUSINESS PARK, MERSEYSIDE L34 9HZ.

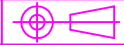
Tel: 0151 548 2211

Fax: 0151 549 2179

ELECTRICAL INFO: 13A, 230V, 1.7KW

WEIGHT: 91Kg

ISSUE: 1



SCALE: 1:25 @ A4