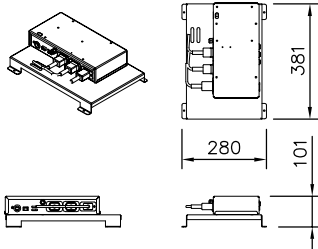
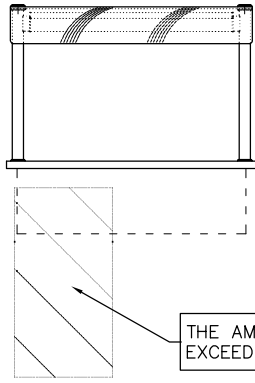


A



DISPLAY POWER BOARD DETAILS

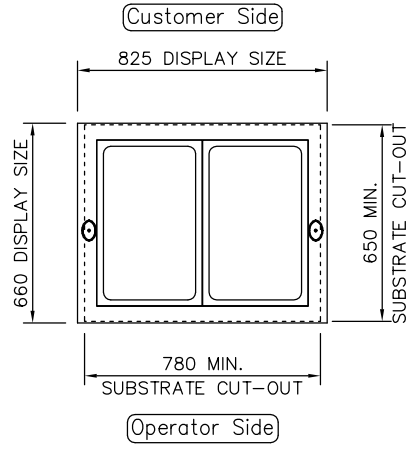
FOR FURTHER DETAILS PLEASE REFER TO THE HEATED INSTALLATION DETAILS



THE AMBIENT TEMPERATURE MUST NOT EXCEED 55°C IN THE VOID AREA INDICATED.

FRONT ELEVATION

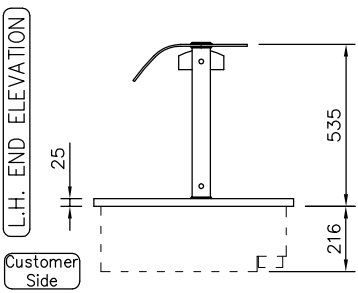
B



PLAN VIEW

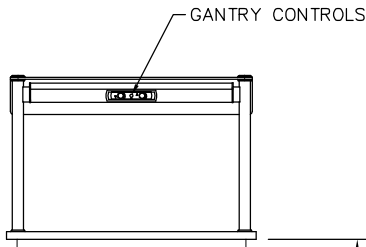
NOTE: IF DISPLAY IS TO BE FLUSH MOUNTED INTO WORKTOP, ADD 4 - 6mm TO DISPLAY SIZES FOR WORKTOP CUT-OUT

D



L.H. END ELEVATION

Customer Side



REAR ELEVATION

INDICATES ACCESSIBLE SERVICE VOID REQUIRED WITHIN COUNTERBODY

RECOMMENDED POWER BOARD POSITION

325

690

E

F

PRODUCT RANGE: idesign
DESC.: 2-1Gn SELF HELP HOT BAIN MARIE

OPTION:

ID CODE: IHBM2-GO

OPTION CODE:



RANDLES RD, KNOWSLEY BUSINESS PARK, MERSEYSIDE L34 9HZ.

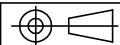
Tel: 0151 548 2211

Fax: 0151 549 2179

ELECTRICAL INFO: 13A, 230V, 1.6KW

WEIGHT: 30Kg

ISSUE: 1



SCALE: 1:25 @ A4