

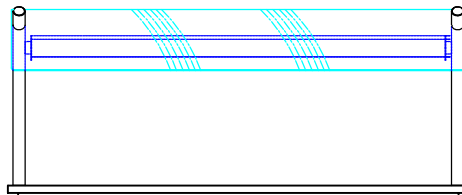
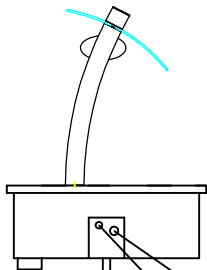
1

2

3

A

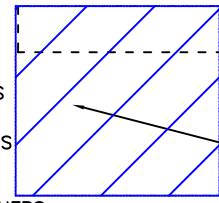
A



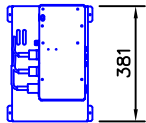
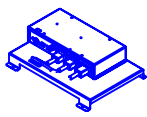
FRONT ELEVATION

B

B



THE AMBIENT TEMPERATURE MUST NOT EXCEED 55°C IN THE VOID AREA INDICATED.



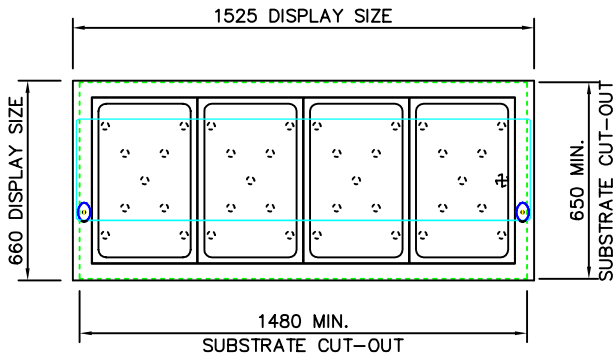
DISPLAY POWER BOARD DETAILS

FOR FURTHER DETAILS PLEASE REFER TO THE HEATED INSTALLATION DETAILS

NOTE:
IF DISPLAY IS TO BE FLUSH MOUNTED INTO WORKTOP, ADD 4 - 6mm TO DISPLAY SIZES FOR WORKTOP CUT-OUT

Customer Side

1525 DISPLAY SIZE



PLAN VIEW

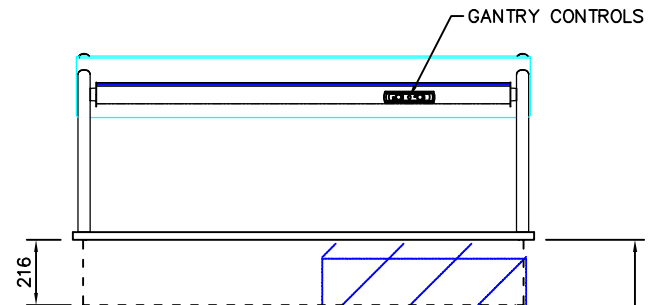
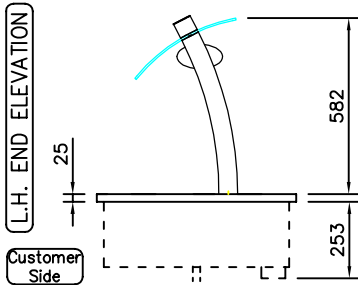
C

C

Operator Side

D

D



REAR ELEVATION

E

E

INDICATES ACCESSIBLE SERVICE VOID REQUIRED WITHIN COUNTERBODY

SUGGESTED POWER BOARD POSITION

PRODUCT RANGE: DA VINCI
DESC.: 4-1Gn SELF HELP HEATED WET WELL BAIN MARIE

OPTION:

ID CODE: DHWWBM4-GO

OPTION CODE:

counterline



RANDLES RD, KNOWSLEY BUSINESS PARK, MERSEYSIDE L34 9HZ.

Tel: 0151 548 2211

Fax: 0151 549 2179

ELECTRICAL INFO: 20A, 230V, 4.2KW

WEIGHT: 51Kg

ISSUE:

1



SCALE: 1:25 @ A4

1

2