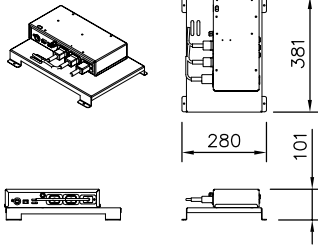
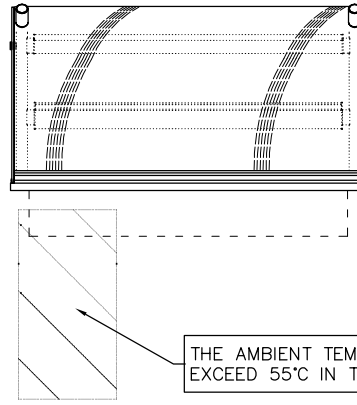


A



DISPLAY POWER BOARD DETAILS

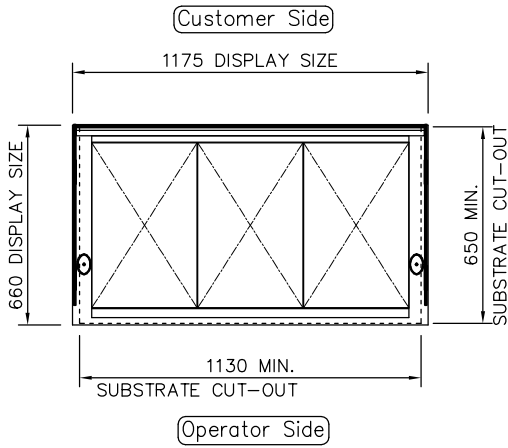
FOR FURTHER DETAILS PLEASE REFER TO THE HEATED INSTALLATION DETAILS



FRONT ELEVATION

B

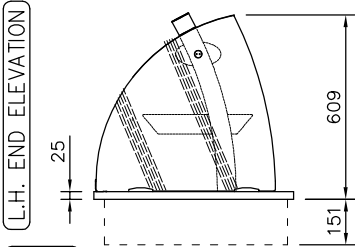
C



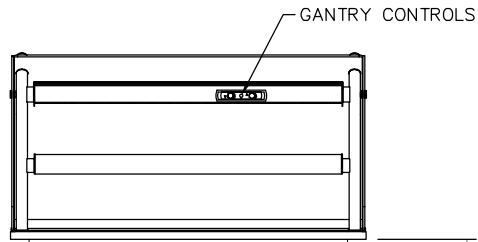
PLAN VIEW

NOTE:
IF DISPLAY IS TO BE FLUSH MOUNTED INTO WORKTOP,
ADD 4 - 6mm TO DISPLAY SIZES FOR WORKTOP CUT-OUT

D




L.H. END ELEVATION



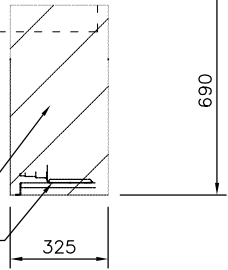
REAR ELEVATION

E



INDICATES ACCESSIBLE SERVICE VOID REQUIRED WITHIN COUNTERBODY

RECOMMENDED POWER BOARD POSITION



F

PRODUCT RANGE: idesign
DESC.: 3-1Gn ASSISTED SERVICE HOT DELI

OPTION:

ID CODE: DHDL3-GO

OPTION CODE:



RANDES RD, KNOWSLEY BUSINESS PARK, MERSEYSIDE L34 9HZ.

Tel: 0151 548 2211

Fax: 0151 549 2179

ELECTRICAL INFO: 13A, 230V, 2.3KW

WEIGHT: 60Kg

ISSUE: 1



SCALE: 1:25 @ A4