

1

2

3

A

A

B

B

C

C

D

D

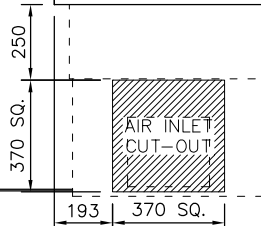
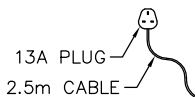
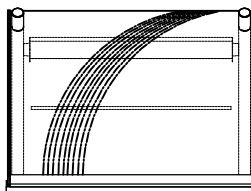
E

E

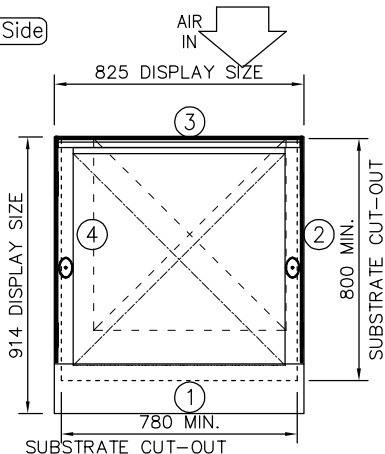
F

F

FRONT ELEVATION



Customer Side



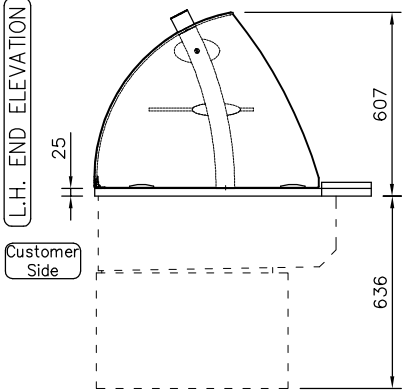
Operator Side



PLAN VIEW

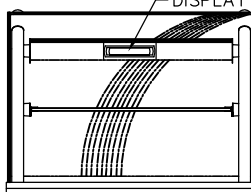
NOTE:
IF DISPLAY IS TO BE FLUSH
MOUNTED INTO WORKTOP,
ADD 4 - 6mm TO DISPLAY
SIZES FOR WORKTOP CUT-OUT

L.H. END ELEVATION



Customer Side

DISPLAY CONTROLS



REAR ELEVATION



CUSTOMER & OPERATOR SIDE FASCIA
PANELS MUST BE REMOVABLE FOR
MAINTENANCE ACCESS

SUPPLIED WITH 400mm SQ. STAINLESS
STEEL AIR INLET/OUTLET GRILLES

PRODUCT RANGE: idesign
DESC.: 2-1Gn ASSISTED SERVICE COLD
WIDE DELI
OPTION: INTEGRAL REFRIGERATION (3-1)

ID CODE: DCWDL2-GO

OPTION
CODE:

counterline 

RANDLES RD, KNOWSLEY BUSINESS PARK, MERSEYSIDE L34 9HZ.

Tel: 0151 548 2211

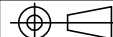
Fax: 0151 549 2179

ELECTRICAL INFO: 13A, 230V, 1.7KW

WEIGHT: 105Kg

ISSUE:

1



SCALE: 1:25 @ A4

1

2

© COPYRIGHT COUNTERLINE LTD FEB 2007