

A

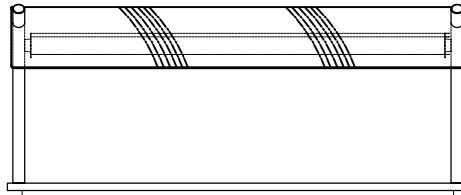
B

C

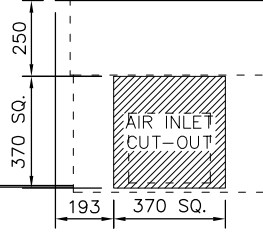

D

E

F



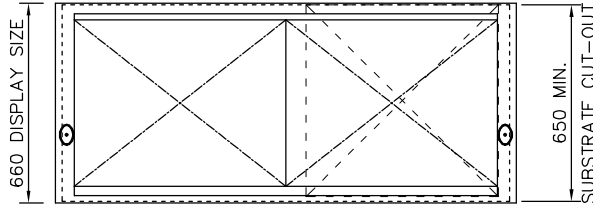
FRONT ELEVATION



Customer Side



1525 DISPLAY SIZE



PLAN VIEW

Operator Side



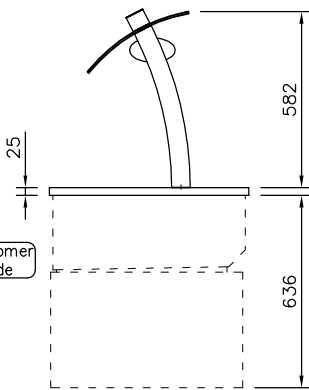
1480 MIN.  
SUBSTRATE CUT-OUT

650 MIN.  
SUBSTRATE CUT-OUT


NOTE:  
IF DISPLAY IS TO BE FLUSH  
MOUNTED INTO WORKTOP,  
ADD 4 - 6mm TO DISPLAY  
SIZES FOR WORKTOP CUT-OUT

L.H. END ELEVATION

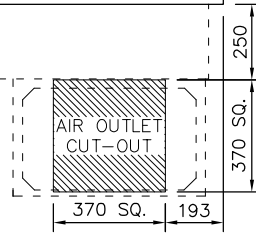
Customer Side



DISPLAY CONTROLS



REAR ELEVATION



CUSTOMER & OPERATOR SIDE FASCIA  
PANELS MUST BE REMOVABLE FOR  
MAINTENANCE ACCESS  
  
SUPPLIED WITH 400mm SQ. STAINLESS  
STEEL AIR INLET/OUTLET GRILLES

PRODUCT RANGE: DA VINCI  
DESC.: 4-1Gn SELF HELP COLD WELL

OPTION: INTEGRAL REFRIGERATION

ID CODE: DCW4-GO

OPTION CODE:

**counterline** 

RANDLES RD, KNOWSLEY BUSINESS PARK, MERSEYSIDE L34 9HZ.

Tel: 0151 548 2211

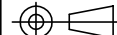
Fax: 0151 549 2179

ELECTRICAL INFO: 13A, 230V, 2.2KW

WEIGHT: 128Kg

ISSUE: 1

1



SCALE: 1:25 @ A4

1

2

© COPYRIGHT COUNTERLINE LTD FEB 2007